



CapeNature **20**
YEARS 1999-2019

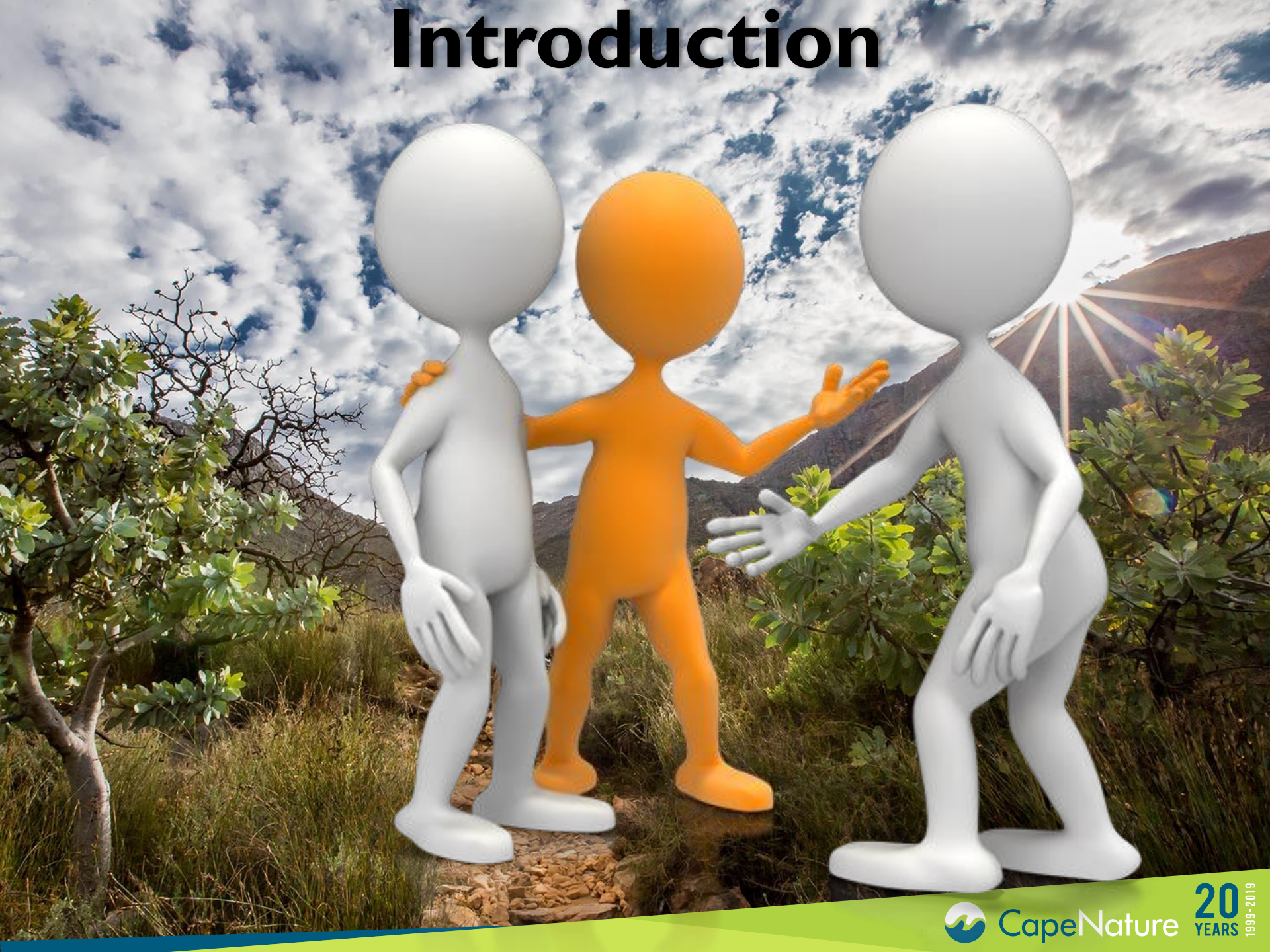
Twenty years of nurturing nature for you

GRADE 4 STRUCTURE OF PLANTS – 30 MIN - 1 HR

XXX

ADD TITLE

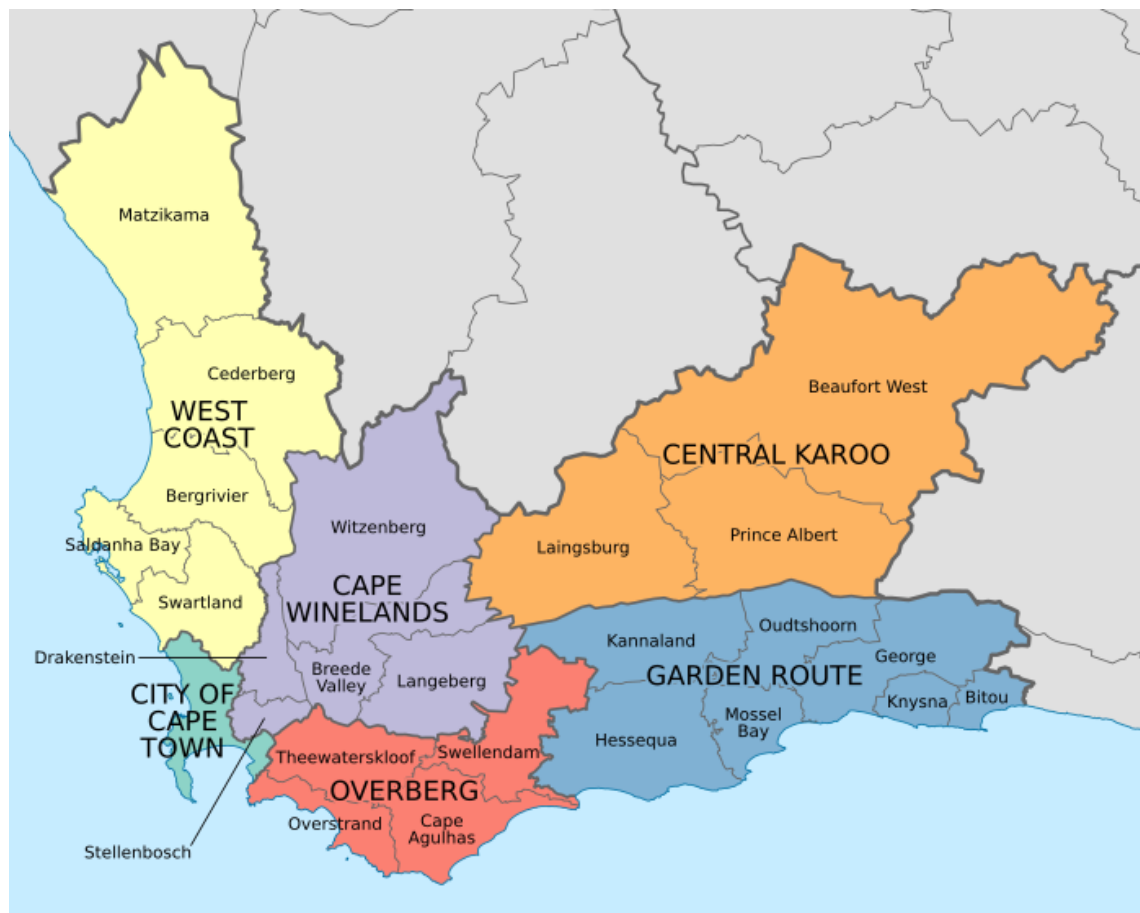
Introduction



Who are we?



CapeNature is the part of government that protects natural occurring plant and animal life (biodiversity) in the Western Cape.



Quick activity: Can you spot where we are right now on this map of the Western Cape? Do you find many natural trees here? If not? What plants do we find? Why are they special?



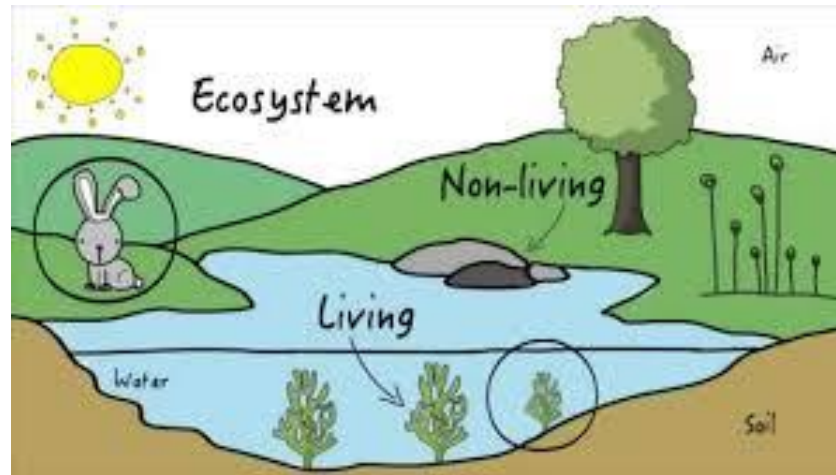
CapeNature

20
YEARS
1999-2019

Twenty years of nurturing nature for you

What are we going to do today?

- Learn the difference between living and non living things
- Act out some living and non living things
- Write a poem or story



What are the rules for today?



Listen to the speaker

Respect your teacher and classmates



Have fun!

RULES OF ENGEGEMENT

Be safe



Take part in all the activities!



What else?



CapeNature

20
YEARS
1999-2019

Twenty years of nurturing nature for you

Tuning in



ACTIVITY: THERE ARE DIFFERENT PLANTS AND ANIMALS ON EARTH



CapeNature

20
YEARS
1999-2019

Twenty years of nurturing nature for you

Main activity – living and non living things



CapeNature



CapeNature

20
20
YEARS
1999-2019 - 2019

What makes something living?

Can you remember all seven life processes?



1. movement



2. reproduction



3. sensitivity



4. nutrition



5. excretion



6. respiration



7. growth

ACTIVITY TIME



CapeNature

20
YEARS
1999-2019

Twenty years of nurturing nature for you

Consolidation



Write a story.....or
poem.....

OR

Present interview
(depending on main
activity done)



CapeNature

20
YEARS
1999-2019

Twenty years of nurturing nature for you



CapeNature

20
YEARS
1999-2019

Twenty years of nurturing nature for you

THANK YOU.