






WILD CARD



CLUSTERS AND RATES

RATES EFFECTIVE FROM 1 NOVEMBER 2025 - 31 OCTOBER 2026		INDIVIDUAL (ANY 1 PAX)	COUPLE (ANY 2 PAX)	FAMILY (UP TO 7 - MAX 2 ADULTS)
 <p>ALL PARKS CLUSTER Access to 80+ Parks and Reserves around Southern Africa, which are included in the SANParks, Msinsi, EKZNVWildlife, Cape Nature and Swazi Clusters Parks</p>	R 930	R 1 525	R 1 870	
 <p>SANPARKS CLUSTER Access to all 21 of SANParks National Parks in South Africa</p>	R 895	R 1 450	R 1 735	
 <p>CAPENATURE CLUSTER Access to 24 of Cape Nature's Parks and Reserves in the Western Cape</p>	R 805	R 1 315	R 1 575	
 <p>SWAZILAND'S BIG GAME PARKS CLUSTER Access to Big Game Parks of Swaziland's 3 Parks in Swaziland</p>	R 665	R 1 090	R 1 335	
 <p>INTERNATIONAL ALL PARKS CLUSTER Access to 80+ Parks and Reserves around Southern Africa, which are included in the SANParks, Msinsi, EKZNVWildlife, Cape Nature and Swazi Clusters Parks</p>	R 4 680	R 7 310	R 8 745	