








WILD CARD



CLUSTERS AND RATES

RATES EFFECTIVE FROM 1 NOVEMBER 2020 - 31 OCTOBER 2021		INDIVIDUAL (ANY 1 PAX)	COUPLE (ANY 2 PAX)	FAMILY (UP TO 7- MAX 2 ADULTS)
 ALL PARKS CLUSTER Access to 80+ parks and Reserves around Southern Africa, which are included in the SANParks, Msinsi, EKZN Wildlife, CapeNature and Swazi cluster parks	R 720	R 1 190	R 1 450	
 SANPARKS CLUSTER Access to all 21 of SANParks National Parks in South Africa	R 690	R 1 120	R 1 345	
 MSINSI CLUSTER Access to all 60 of Msinsi Resorts and Reserves near Durban and Pietermaritzburg	R 625	R 1 020	R 1 210	
 EKZN WILDLIFE CLUSTER Access to 25 KZN Wildlife's Parks and Reserves in KwaZulu-Natal	R 655	R 1 055	R 1 270	
 CAPENATURE CLUSTER Access to 24 of CapeNature's Parks and Reserves in the Western Cape	R 625	R 1 020	R 1 220	
 SWAZILAND BIG GAME PARKS CLUSTER Access to Big Game Parks of Swaziland's 3 Parks in Swaziland	R 515	R 845	R 1 035	
 INTERNATIONAL ALL PARKS CLUSTER Access to 80+ Parks and Reserves around Southern Africa, which are included in the SANParks, Msinsi, EKZN Wildlife, CapeNature and SWAZI Cluster Parks	R 3 265	R 5 100	R 6 100	