



Photo: Stephanus Ferreira

Human Wildlife Solutions

Monthly Report

April 2018

TABLE OF CONTENTS:

A. INTRODUCTION	3
B. BABOON MANAGEMENT AND RAID REPORTING	3
SOUTH EASTERN REGION – AREA MANAGER: ZIGGY RODE / CATH SHUTTE	3
1. SMITSWINKEL BAY TROOP	3
2. WATERFALL TROOP	4
3. DA GAMA TROOP	5
REGIONAL SUMMARY:	6
Births and Deaths	6
Recommendations.....	7
SOUTH WESTERN REGION – AREA MANAGER: CATH SHUTTE.....	7
1. GROOT OLIFANTSBOS TROOP (GOB)	7
2. THE SLANGKOP TROOP	8
REGIONAL SUMMARY:	9
Births and Deaths	9
Recommendations.....	10
NORTHERN REGION – AREA MANAGER: STEPHANUS FERREIRA.....	10
1. TOKAI TROOP	10
2. ZWAANSWYK TROOP	12
3. CONSTANTIA TROOP 1 (CT1)	13
4. CONSTANTIA TROOP 2 (CT2)	14
5. MOUNTAIN TROOP	14
REGIONAL SUMMARY:	14
Births and Deaths	14
Recommendations.....	15
C. GENERAL COMMENTS ON ALL BABOON TROOPS	15
1. Population Data	15
2. Hotline Data	17
3. Percentage Time Out of Town	17
D. CONCLUSION	19

A. INTRODUCTION

This monthly report covers the period from 24 March to 27 April 2018. The early winter rains have produced some fresh vegetation in the fynbos and brought some relief to the recently burnt areas in the South. The average time out of town for troops remained high, at 99.8% for April 2018. Individuals however only spent 93.1% of time out of town. Poor waste collection in the south has been ongoing and is a major contributing factor to baboons remaining in the urban areas for longer periods. Waste continued to be collected very late in all baboon-affected areas in the South. On some occasions waste was left on the roadside until the following day. With waste readily accessible all over town, baboons were reluctant to move away from the urban area.

B. BABOON MANAGEMENT AND RAID REPORTING

SOUTH EASTERN REGION – AREA MANAGER: ZIGGY RODE / CATH SHUTTE

1. SMITSWINKEL BAY TROOP

In Town Statistics

- The Smitswinkel Troop spent 100% of its time out of the urban area this month.
- Individuals spent 97% of time out of the urban area this month.
- The troop predominantly slept in the southern section of its home range (69%).

Incidents that affected management

Black Marlin:

- SWB11 raided the Black Marlin Restaurant on twelve occasions this month.
- On nine occasions, SWB11 gained access to the kitchen, through the open kitchen door.
- On two occasions SWB11 raided the unsecure bins outside the kitchen.

HWS: TROOP MONTHLY REPORT																																					
SECTOR		CLASSES OF BEHAVIOUR																																			
SOUTH EAST		1	In urban area	4	Attacking pets	7	Threatening behaviour/attack/stealing food																														
BABOON TROOP:	SMITS	2	Raid bins	5	Raid unoccupied house or vehicle	8	Breaking & Entering/Damaging property																														
MONTH: APRIL	YEAR: 2018	3	Non malicious damage	6	Raid occupied house or vehicle	9	Nocturnal Raiding																														
BABOON ID	Sex	24	25	26	27	28	29	30	31	1	2	3	4	5	6	7	8	9	10	11	12	13	14	15	16	17	18	19	20	21	22	23	24	25	26	27	TOTAL
SWB6	M	6																																			1
SWB10	M																																				0
UnID Males	M	6	6					6						2			1	6							2	6,6,7	6,7	6,7		6		7		6,7	1		19
UnID Females	F																																			0	
UnID Juveniles																																				0	
UnID Individuals																		6																		1	
Troop																																				0	
	%	TIME SPENT IN TOWN (Minutes)																										HRS									
Troop	0.0																																			0.00	
Individuals	3.0	15						60						60			135	60								45	40	20	20		60		10	36	20	9.68	
Roost:	AM	1	1	6	6	1,2	1,5	6	5	4	1	1	1	6	5	6	6	5	6	4	1	7	7	7	1	4	3	4	5	6	6	1	2	4	4	4	
Roost:	PM	1	6	6	1	1,5	6	5	4	1	1	1	1	5	6	6	5	3	4	1	7	7	7	1	6	3	4	5	3	6	1	1	4	4	4	5	
Roost Sites	1		Smits Caves		2		Partridge Point		3		Bluegums		4		Millers Point		5		Rocklands Farm																		
ID Features of Baboons	6		Castle Rock		7		SANParks		8		Other/Unknown		9		10																						
General remarks	Red, <i>italics</i> and bold indicate raids on the farms. Black, bold and <i>italics</i> text indicates raids at SANParks.																																				

Figure 1: Smitswinkel Bay Troop raid sheet for April 2018.

2. WATERFALL TROOP

In Town Statistics

- The Waterfall Troop spent 98,5% of its time out of the urban area this month.
- Individuals spent 93,3% of time out of the urban area this month.
- Raids on SA Navy land accounted for 65% of the total raids this month. The remaining 35% of raids, took place on City of Cape Town land.

Incidents

6 April 2018:

- WF5, an adult male, was fitted with a VHF collar.



Figure 2: WF5 released after being collared.

Simon’s Town Navy:

- The Waterfall Barracks in Simon’s Town continued to act as an attractant. Some of the bins at the Waterfall Barracks are baboon-proof bins, however many are broken and when filled over capacity, the locking mechanism becomes useless.
- The lockable waste room door was often left open and baboons were able to access the waste inside.
- The residents at the Waterfall Barracks continued to leave windows open. This created many opportunities for the baboons to enter and raid the apartments.

HWS: TROOP MONTHLY REPORT																																							
SECTOR		CLASSES OF BEHAVIOUR																																					
SOUTH EAST		1	In urban area	4	Attacking Pets	7	Threatening behaviour/attack/stealing food																																
BABOON TROOP:	WATERFALL	2	Raid bins	5	Raid unoccupied house or vehicle	8	Breaking & Entering/Damaging property																																
MONTH: APRIL	YEAR: 2018	3	Non malicious damage	6	Raid occupied house or vehicle	9	Nocturnal Raiding																																
BABOON ID	Sex	24	25	26	27	28	29	30	31	1	2	3	4	5	6	7	8	9	10	11	12	13	14	15	16	17	18	19	20	21	22	23	24	25	26	27	TOTAL		
CON4	M	1,1					6			1																	6										11		
WF5	M	1,7					2,6,7	2	6	2	6	1		6,5								2					6	2,2,2	2,6	5,7	1,6,6,2		2	1	2	1	33		
WFF5	F																																				0		
WFF6	F																																				0		
UnID Males	M					2			5	1				2	6												6								6,2		1	2	10
UnID Females	F	1		2	2				6					2,2		2											2	1	6							2	1,2	13	
UnID Juveniles		1,1																									2		6				6		2	1	2	2	9
UnID Individuals		2				5	6	2				1,5		5,2	2,5,6,7	2		5,2													2	5			2	1		22	
Troop			1	1																																		2	
		TIME SPENT IN TOWN (Minutes)																										HRS											
Troop	1.5	45	240																									4.75											
Individuals	6.7	225				35	10	80	30	135	30		20	30													15	30	135	120	10	45		50	105	120	60	21.42	
Roost:	AM	1	1	1	1	10	1	1	1	1	1	1	1	9	1	1	10	10	10	10	10	10	10	10	10	10	1	1	1	2	1	1	1	1	1	1			
Roost:	PM	1	1	1	1	10	1	1	9	1	1	1	1	9	1	1	10	10	10	10	10	10	10	10	10	10	1	1	1	1	1	1	2	1	1	1			
Roost Sites		1	Waterfall Cliff				2	Happy Valley Mtn				3	Signal School				4	Admiral Footpath				5	Red Hill																
		6	Mountain CoGHN				7	Gate 3 - Plateau Road				8	Shamballah Pines				9	North Peak				10	SANAD																
		11	Bungalow				12	Murdock Valley Cliffs				13	Rocklands Valley				14	Other																					
ID Features of Baboons																																							
General remarks		Red, Bold and <i>Italics</i> indicates raiding inside the South African Naval Ammunition Depot (SANAD) and Signal School. Black, <i>Italics</i> indicates raiding on farms.																																					

Figure 3: The Waterfall Troop raid sheet for April 2018.

Waste Removal:

- Waste removal in the Simon’s Town area has again been problematic this month.
- The collection of both the waste and recycling was often delayed.
- This exacerbated the baboons raiding behavior because waste was accessible for longer periods, making it very difficult for HWS rangers to encourage the baboons away from the urban area.

3. DA GAMA TROOP

In Town Statistics

- Time out of town for the troop was 99.4%. The troop spent only four nights out of town. The troop slept at Witsands for three nights and at Winford Farm on one night.

- Individuals' time out of town was down to 87% this month.

Incidents that affected management

- Waste collection throughout the month was poor in baboon-affected areas. On 28 March, waste was only collected at 17:30.
- On 6 April, a juvenile was electrocuted on the h-pole at the Brookland's Water Works. However, the juvenile did not sustain any severe injuries. It was monitored regularly and recovered fully.
- On 25 April, DG14 was seen killing an infant. He bit it on the head and then ran away with it.

HWS: TROOP MONTHLY REPORT																																					
SECTOR		CLASSES OF BEHAVIOUR																																			
SOUTH EAST		1 In urban area										4 Attacking pets										7 Threatening behaviour/attack/stealing food															
BABOON TROOP:	DA GAMA	2 Raid bins										5 Raid unoccupied house or vehicle										8 Breaking & Entering/Damaging property															
MONTH: APRIL	YEAR: 2018	3 Non malicious damage										6 Raid occupied house or vehicle										9 Nocturnal Raiding															
BABOON ID	Sex	24	25	26	27	28	29	30	31	1	2	3	4	5	6	7	8	9	10	11	12	13	14	15	16	17	18	19	20	21	22	23	24	25	26	27	TOTAL
Troop									1					1																						2	
DG14 (O-G)	M	2	2			5	6		2			1	1	1				1	2													1	2	1	1	1	18
DG18	M	2	2			2	2	2	1	1		1	1	1				1	1	1	2				1									1	1	20	
DGF1	F																																			0	
DGF2	F																																			0	
UnID Females	F	2,6	2			2	1	2	2	1		1	1	1			1	1	1	1											1	1	1	1	1	21	
UnID Female	F									1							2		2							2		1							8		
UnID Individuals																																				0	
UnID Juvs																																				0	
		TIME SPENT IN TOWN (Minutes)																										HRS									
Troop	%	0.6								120																										2.00	
Individuals		13.0	45	58		205	182	115	138	123		63	316		70	132	13	180		40	260				86		40		132			60	105	30	80	45	41.97
Roost:	AM	1,2	1,2	1,2	1,2	1,2	1,2	2	2	1,2	1,2	3	3,1	3	2	1	1,2	1,2	1,2	1	1,2	3	2	19	11	1,2	1,2	1,2	1,2	2	2	11	11	3	1,2	3	1,2
Roost:	PM	1,2	1,2	1,2	1,2	1,2	2	2	2	1,2	3	3,1	3	2	1	1,2	2	1,2	1	1,2	3	2	19	11	2	1,2	1,2	1,2	2	2	11	11	3	2	3	1,2	1,2
Roost Sites	1	Flats					2	Pines - Flats Da Gama					3	Pines - DG 2nd ave, 9th, 16th					4	Pines - WG					5	Sport Fields Stables											
	6	Compass Bakery					7	Pines - Outspan					8	Jacks Shop					9	Elsie's Peak					10	Rotary Camp											
	11	Witsand					12	Slangkop					13	Platkop					14	Rasta Camp					15	Ocean View											
	16	Kl sleep site					17	Maylands					18	Elsies River Valley					19	Red Hill / Windford					20	Grootkop											
	21	16th Avenue, DG					22	Lewis Gay Dam					23	Pinehaven					24	Kleinplaas Dam					25	Scarborough											
ID Features of Baboons																																					
General remarks																																					

Figure 4: The Da Gama Troop raid sheet for April 2018.

REGIONAL SUMMARY:

Births and Deaths

- Four infants were recorded in Da Gama, one on 27 March and three on 4 April.
- On 25 April, an infant died in the Da Gama Troop due to infanticide.
- There were four births in the Waterfall Troop this month.

Recommendations

- In the interest of more effective baboon management, residents at the **naval flats** in **Da Gama Park** should place their refuse bags inside the bins, inside the bin bay and not leave it in front of the gate or on the floor.
- **Baboon-proof bins** are needed at the **West Yard** at the **Navy docks** to prevent baboon raids. The **cafeteria** at the **West Yard** also needs to be **baboon-proofed**.
- All vegetable gardens should be baboon-proofed, and residents should refrain from growing fruit trees in baboon affected areas. Alternatively, all fruit should be removed from fruiting trees.
- Residents at the **Waterfall Barracks** and **Happy Valley Shelter** should **keep their doors and windows closed** and their food out of the sight of baboons, when they are not there to prevent raids.
- Law enforcement is urgently needed in the South East to prevent the illegal use paintball markers and pellet guns by residents, who use these to deter baboons.
- **If poor waste management** at the South African Naval Ammunition Depot (**SANAD**) and the **Waterfall Barracks** is addressed adequately, baboons will not be able gain access to food so easily and less management intervention will be required.
- A **solution** for the '**What's Ya Flava**' café in Simon's Town needs to be found, to prevent baboons from raiding the shop, while still making it easily accessible for customers.
- The **use of clear recycling bags** in baboon-affected areas **should be re-evaluated** as this remains an attractant for baboons.
- **Waste and recycling collection** should be **prioritised and collected early in baboon-affected areas** to avoid becoming an attractant to baboons.

SOUTH WESTERN REGION – AREA MANAGER: CATH SHUTTE

1. GROOT OLIFANTSBOS TROOP (GOB)

In Town Statistics

- The troop spent the majority (80%) of March within the Cape of Good Hope (CoGH) section of the Table Mountain National Park (TMNP).
- While outside the CoGH, the troop slept in the pines at Shamballah and in the pines above Gate One.
- The three GOB females, referred to as the GOB individuals, roosted at the Misty Cliffs Sleep Site for the entire month of April, except one night, when they slept on Bonteberg.
- These Individuals spent 62,7% of time out of the urban area this month.

HWS: TROOP MONTHLY REPORT																																					
SECTOR		CLASSES OF BEHAVIOUR																																			
SOUTH WEST		1	In urban area	4	Attacking pets	7	Threatening behaviour/attack/stealing food																														
BABOON TROOP: GOB		2	Raid bins	5	Raid unoccupied house or vehicle	8	Breaking & Entering/Damaging property																														
MONTH: APRIL YEAR: 2018		3	Non malicious damage	6	Raid occupied house or vehicle	9	Nocturnal Raiding																														
BABOON ID	Sex	24	25	26	27	28	29	30	31	1	2	3	4	5	6	7	8	9	10	11	12	13	14	15	16	17	18	19	20	21	22	23	24	25	26	27	TOTAL
Unld Males	M																																			0	
Unld Females	F	1	1	1	1.6	1	1	1	1			1.5	1	1	1	1	1	1	1	1	1	1	1	1	1	1	1	1	1	1	1	1	1	1	1	33	
Juveniles																																			0		
Troop																																			0		
	%	TIME SPENT IN TOWN (Minutes)																										HRS									
Troop	0.0																																		0.00		
Individuals	37.3	183	446	318	247	265	420	315	150			156	127	290	340	435	190	179	291	224	186	65	180		125	267	160	121	197	375	255		265	162	236	40	120.17
Roost:	AM	2.1	2.1	5.1	2.1	2.1	4.1	5.1	2.1	5.1	2.1	2.1	2.1	2.1	2.1	10	2.1	4.1	4.1	2.1	2.1	2.1	2.1	2.1	2.1	2.1	2.1	4.1	2.1	2.1	5.1	2.1	2.1	10.2	5.1	5.1	2.1
Roost:	PM	2.1	5.1	2.1	2.1	4.1	5.1	2.1	5.1	2.1	2.1	2.1	2.1	4.1	10.1	2.1	4.1	4.1	2.1	2.1	2.1	2.1	2.1	2.1	2.1	2.1	2.1	4.1	2.1	2.1	5.1	2.1	10	5.1	5.1	2.1	2.1
Roost Sites		1		Misty Cliffs 1		2		CoGH Reserve		3		Red Hill		4		Shamballah		5		Wildschutsbrand																	
		6		Perdekloof		7		CoGH Nursery		8		Misty Cliffs 2		9		Other		10		Gate 1 Pines																	
ID Features of Baboons																																					
General remarks		Black, bold and <i>italics</i> text indicates raids at SANParks.																																			

Figure 5: GOB Troop raid sheet for April 2018.

Incidents that affected management

Waste Removal:

- Waste removal in the Scarborough and Misty Cliffs area continued to be problematic this month.
- The collection of waste and recycling was often delayed.

2. THE SLANGKOP TROOP

In Town Statistics

- The troop spent 100% of time out of the urban area for the month of April.
- Individuals spent 94,3% of time out of the urban area for the month of March.
- Most time spent in the urban area can once again be attributed to SK8, a sub-adult male.
- Of the 80 raids carried out this month, SK8 was directly responsible for 47,5% of all raids.
- The troop utilised the Compass Cliffs Sleep Site for 43% of the month and the Pines behind Ocean View for 54% of the month.

Incidents that affected management

Ocean View:

- There was an increase in human/baboon conflict this month. Resident children from Ocean View were seen throwing stones and chasing the baboons on many occasions. These incidents occur while the

baboons are moving on the mountain and results in individuals moving back into the urban area to get away from the mob danger.

- On two occasions, the rangers had to withdraw from the field for safety reasons.

Rodgers Fruiterers / Peach Pip Farmstall:

- Individual baboons continued to move to Rodgers Fruiterers this month.
- The farm does not have lockable baboon-proof bins and the bins are stored outside. This makes it very easy for the baboons to gain access to the HDF’s (Human Derived Foods).
- A further attractant to the farm is the chicken and geese pen at the back of the farm. The feeding area for the animals is not enclosed and fruit and vegetables are freely dumped inside the pen.
- This is creating a feeding site for the baboons within the urban area.

Fruit Trees:

- Individual baboons are constantly attracted to the many fruit trees in Ocean View.
- The main areas for concern are Cheetah Road, Comet Road, Laguma Street and Alcor Avenue.

HWS: TROOP MONTHLY REPORT																																						
SECTOR		CLASSES OF BEHAVIOUR																																				
SOUTH WEST		1	In urban area	4	Attacking pets	7	Threatening behaviour/attack/stealing food																															
BABOON TROOP: Slangkop		2	Raid bins	5	Raid unoccupied house or vehicle	8	Breaking & Entering/Damaging property																															
MONTH: APRIL YEAR: 2018		3	Non malicious damage	6	Raid occupied house or vehicle	9	Nocturnal Raiding																															
BABOON ID	Sex	24	25	26	27	28	29	30	31	1	2	3	4	5	6	7	8	9	10	11	12	13	14	15	16	17	18	19	20	21	22	23	24	25	26	27	TOTAL	
SK6	M					1	1			1	1	1				1		2		7,1					1						1							11
SK8 (Sub-adult Male)	M	1		5	1.1		1	1		1	1	2	1	2,1	1			1,2,2		7,1		1.2	5,5,5,6,6,7,1	1	1.6					5.1	1	1.1	1	5				38
UnID Males	M											2								7,1																	3	
UnID Females	F	1.2			1.1						2	1						2,2		7,1					1	1					1	1.1					15	
UnID Juveniles					1.1							1	5																	1	1						7	
UnID Individuals								1.2	1																1								1				6	
Troop																																					0	
	%	TIME SPENT IN TOWN (Minutes)																										HRS										
Troop	0.0																																				0.00	
Individuals	5.7	33	39	185		15	120		22	30	40	20	30	30		6	15	110	70	30	50	8						68	70	70	25	12				18.30		
Roost:	AM	2	2	3	3	3	3	2	3	3	2	2	2	3	3	3	2	2	3	3	3	2	3	2	3	2	2	2	2	2	2	3	5	2	2	2		
Roost:	PM	2	3	3	3	3	2	3	3	2	2	2	3	3	3	2	2	3	2	3	2	3	2	3	2	3	2	2	2	2	2	3	5	2	2	2		
Roost Sites		1 Slangkop				2 Ocean View				3 Compass Bakery Cliffs				4 Witsand				5 Other																				
ID Features of Baboons																																						
General remarks		Red, bold and italics text indicates raids at Rogers Farm and the City waste disposal site.																																				

Figure 6: The Slangkop Troop’s raid sheet for April 2018.

REGIONAL SUMMARY:

Births and Deaths

- There were no births or deaths recorded in the South West region this month.

Recommendations

- Management of the Slangkop Troop should improve if the patches of **invasive alien plants** situated **above Ocean View** and **below the Compass Bakery Sleep Site** are removed. This issue has been addressed with South African National Parks (SANParks) and is pending.
- All **fruiting trees or visible fruit** should be harvested from fruit trees in baboon-affected areas so that this is not an attractant for baboons.
- **Baboon-proof bins** should be used by commercial businesses in **Heron Park** to prevent raiding.

NORTHERN REGION – AREA MANAGER: STEPHANUS FERREIRA

1. TOKAI TROOP

In Town Statistics

- Time out of town for the troop was 100%.
- Time out of town for individuals was 100%.
- The troop mostly slept at the tea garden during April 2018.

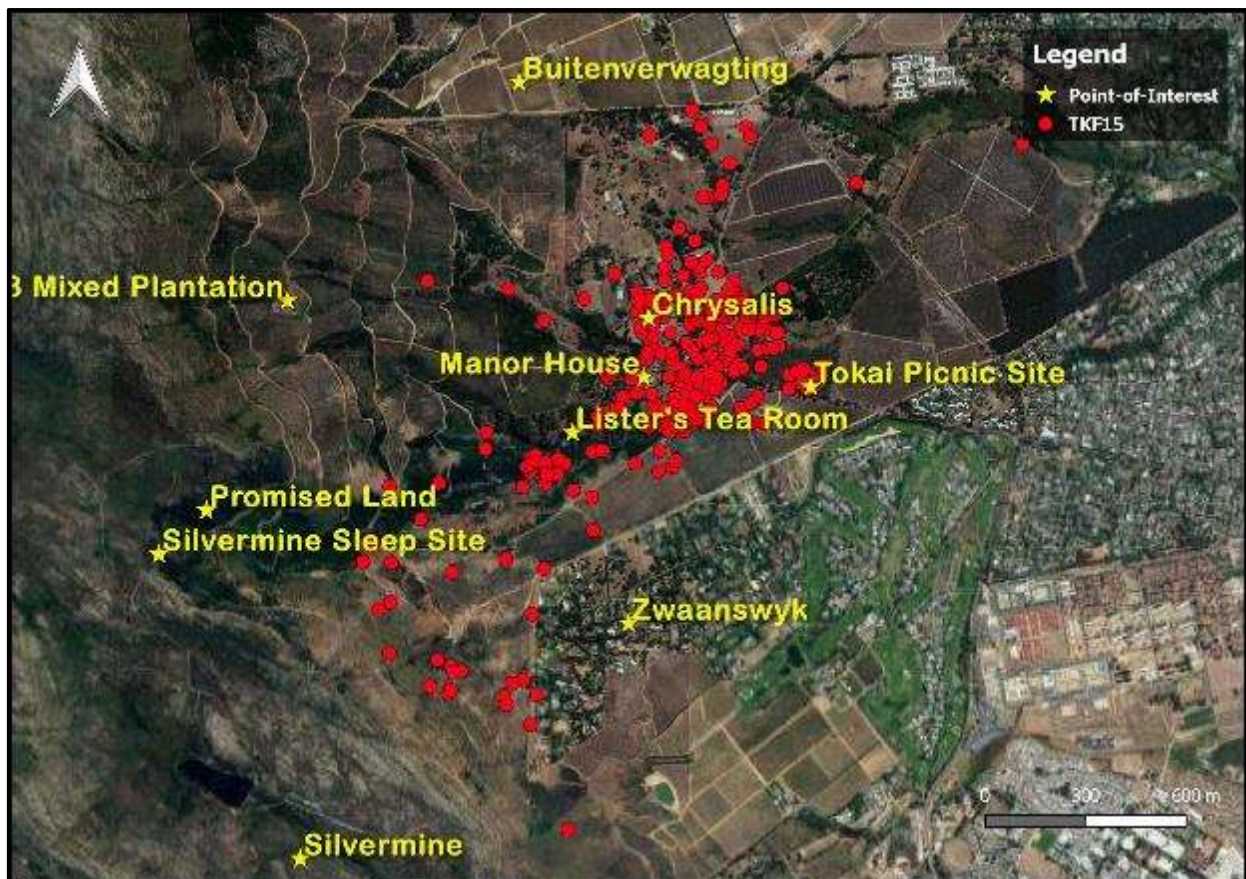


Figure 7: Tokai and Zwaanswyk Troop movements for April 2018. Data from HWS GPS Collar on TKF15.

Incidents affecting management

Injuries:

- An untagged male in the Tokai Troop attacked three juveniles. One juvenile suffered a head injury, the other two sustained minor injuries. The juveniles were assessed by a vet and all have since recovered well.

4 April:

- A dead baboon was found at the back of Chrysalis. The body had started to decompose to determine cause of death and it was ruled unknown.

Raiding

- Raiding incidents recorded during April 2018 occurred mostly at Chrysalis Academy and the SANParks' Tokai Picnic Site.

5 April 2018:

- An untagged male from the Mountain Troop joined the Tokai Troop on 5 April 2018.

HWS: TROOP MONTHLY REPORT																																						
SECTOR		CLASSES OF BEHAVIOUR																																				
SOUTH EAST		1 In urban area										4 Attacking pets					7 Threatening behaviour/attack/stealing food																					
BABOON TROOP:		2 Raid bins										5 Raid unoccupied house or vehicle					8 Breaking & Entering/Damaging property																					
MONTH: APRIL		3 Non malicious damage										6 Raid occupied house or vehicle					9 Nocturnal Raiding																					
BABOON ID	Sex	24	25	26	27	28	29	30	31	1	2	3	4	5	6	7	8	9	10	11	12	13	14	15	16	17	18	19	20	21	22	23	24	25	26	27	TOTAL	
MT8 (Green-W) VHF Collar	M			6.6		2				2,2,2	2.2		6					2,2,2	1							2.2	2											
TKS3 (Orange-Y)	M																			7						2.6												
Un ID Male	M																																					
Un ID Female x 6	F																																					
Un ID Female	F																1								1													
Un ID Female	F																									5												
Un ID Female	F			6																																		
Un ID Female	F			6																																		
Un ID Juvenile																																						
Zwaanswyk Troop																																						
	%	TIME SPENT IN TOWN (Minutes)																										HRS										
Troop	0.0																											0.00										
Individuals	3.6																											11.67										
Roost:	AM	8.6	14	14	8	7	7	7	14	7	7	7	7	7.8	7	1	7	8	8	8	8	7	7	10	1	8	14	6	6	1.6	5	1	1	1	1	1		
Roost:	PM	14	14	8	7	7	7	14	7	7	7	7.8	7	1	7	8	8	8	8	7	7	10	1	8	14	6	6	6	5	1	1	1	1	1	6			
Roost Sites	1	Tea Garden					2	Level 1 Zwk Gums					3	Level 2 Stream					4	Level 4 Pines					5	Upper Tea Garden												
	6	Manor House Pines					7	Picnic Site 1					8	Picnic Site 2					9	Middle Plantation					10	Tokai Bridge												
	11	Silvermine Pines					12	Level 3 Mixed Plantation					13	Other					14	Picnic Site 3					15	Level 5 Lookout												
	16	Guest House Pines					17	Chrysalis Gums					18	Mike's Stables Pines					19	Level 1 Prinskasteel Stream					20	Promised Land Gums												
	21						22						23						24						25													
ID Features of Baboons																																						
General remarks	Bold & Italics indicate non-urban raids.																																					

Figure 8: The Tokai Troop's raid sheet for April 2018.

2. ZWAANSWYK TROOP

In Town Statistics

- Time out of town for the troop was 100%.
- Time out of town for individuals was 96.4%.
- The troop mostly slept at the SANParks' Tokai Picnic Site during April 2018.

Incidents

MT8:

- On the 2,9 and 17 of April, MT8 entered town in the late afternoon and slept in town for the night. However, MT8 re-joined the troop the next day.

Raiding:

- Raiding incidents during the April 2018 mostly occurred at Chrysalis and the SANParks' Tokai Picnic Site.

5 April 2018:

- An untagged male from the Mountain Troop joined the Zwaanswyk Troop on 5 April 2018.

SECTOR		CLASSES OF BEHAVIOUR																																				
SOUTH EAST		1	In urban area	4	Attacking pets	7	Threatening behaviour/attack/stealing food																															
BABOON TROOP:	Tokai Troop	2	Raid bins	5	Raid unoccupied house or vehicle	8	Breaking & Entering/Damaging property																															
MONTH: APRIL	YEAR: 2018	3	Non malicious damage	6	Raid occupied house or vehicle	9	Nocturnal Raiding																															
BABOON ID	Sex	24	25	26	27	28	29	30	31	1	2	3	4	5	6	7	8	9	10	11	12	13	14	15	16	17	18	19	20	21	22	23	24	25	26	27	TOTAL	
Un ID Male	M		2			2																																
Un ID Female	F																																					6
Un ID Female	F																																					6
Un ID Female	F																																				6	
Un ID Junvenile	F																																				6	
Tokai Troop						2																																
	%	TIME SPENT IN TOWN (Minutes)																											HRS									
Troop	0.0																																				0.00	
Individuals	0.0																																				0.00	
Roost:	AM	1	1	1.7	1	1	1	1	1	1	1	1	1	1	1	1	1	1	7	1	1	7	1	7	1	1	6	1	1	1	5	1	1	1	1	1		
Roost:	PM	1	1.7	1	1	1	1	1	1	1	6.2	1	1	1	1	1	1	1	7	1	1	7	1	7	1	1	6	1	1	1	5	1	1	1	1	6		
Roost Sites	1	Tea Garden			2	Level 1 Zwk Gums			3	Level 2 Stream			4	Level 4 Pines			5	Upper Tea Garden																				
	6	Manor House			7	Picnic Site 1			8	Picnic Site 2			9	Middle Plantation			10	Tokai Bridge																				
	11	Silvermine Pines			12	Level 3 Mixed Plantation			13	Other			14	Picnic Site 3			15	Level 5 Lookout																				
	16	Guest House Pines			17	Chrysalis Gums			18	Mike's Stables Pines			19	Level 1 Prinskasteel Stream			20	Promised Land Gums																				
	21				22				23				24				25																					
ID Features of Baboons																																						
General remarks	Bold & Italics indicates non-urban raids.																																					

Figure 9: The Zwaanswyk Troop's raid sheet for April 2018.

3. CONSTANTIA TROOP 1 (CT1)

In Town Statistics

- Time out of town for the troop was 100%.
- Time out of town for individuals was 100%.
- The troop mostly slept at the Bike Trails Sleep Site during April 2018.

Incidents

- There were no incidents that affected the management of CT1 during April 2018. The troop stayed out of urban areas and no raids were recorded.



Figure 10: Constantia Troop 1 movements for April 2018. Data from HWS GPS Collar on CON15.

4. CONSTANTIA TROOP 2 (CT2)

In Town Statistics

- Time out of town for the troop was 100%.
- Time out of town for individuals was 100%.
- The troop mostly slept at the Buitenverwachting Gums Sleep Site during April 2018.

Incidents

- There were no incidents that affected the management of CT2 during April 2018. The troop stayed out of urban areas and no raids were recorded.

5. MOUNTAIN TROOP

In Town Statistics

- Time out of town for the troop was 100%.
- Time out of town for individuals was 100%.
- The troop mostly slept at the Buitenverwachting Gums Sleep Site during April 2018.

Incidents affecting management:

29 March 2018

- The troop stayed out of urban areas and no raids were recorded.
- CON3 was found dead in a stream on Buitenverwachting. The cause of death was ruled as unknown due to the state of decomposition.
- An untagged sub adult male was found dead high up in a tree around Veels-Te-Ver. The cause of death was ruled as unknown.

5 April 2018

- Two untagged males from the Mountain Troop joined the Tokai Troop and Zwaanswyk Troop respectively, on 5 April 2018.

REGIONAL SUMMARY:

Births and Deaths

There were 6 births in the North during April 2018:

- Three infants were reported in the Tokai Troop during April 2018. On 31 March, 6 April and on 16 April

respectively.

- On 1 April a new born was recorded in the CT1 and on 21 April an infant was reported in CT2
- A new born was recorded in the Mountain troop on 16 April.

There were four deaths in the North during April 2018:

- On 4 April a dead baboon was found from the Tokai Troop, the cause of death is unknown.
- An infant in the Tokai Troop died due to infanticide on the 8 April.
- On 29 March two baboons from the Mountain Troop were found dead. CON3 was found in a stream on Buitenverwachting. The cause of death is unknown due to the state of decomposition. An untagged sub-adult male was found high up in a tree around Veels-Te-Ver. The cause of death is also unknown.

Recommendations

- The **electrified perimeter fence** at the **SANParks' Tokai Picnic Site** should be **upgraded and maintained** on a regular basis, to prevent baboons from entering the picnic site and raiding picnickers.
- **Regular maintenance and upgrades to electrified perimeter fences on wine estates** will reduce baboon incursions on wine farms. **Regular trimming and removal of overhanging trees** and closing of excavations would also reduce baboon access to farms.
- Measures such as the **baboon-proofing of private and staff houses on wine estates** in the range of the northern troops will aid in a reduction of baboon attractions and lead to reduced raiding.
- **Regular fence inspection along the Zwaanswyk fence** would aid in identifying areas where baboons can gain entry as soon as possible.
- **Telephone poles inside Steenberg Wine Estate should be baboon-proofed** to prevent baboons utilising these poles to to gain entry into Zwaanswyk residential area.

C. GENERAL COMMENTS ON ALL BABOON TROOPS

1. POPULATION DATA

During April 2018, there were 14 births and five deaths in the managed population. The managed population has therefore increased by nine, taking the total to 463 individuals. There were eight births and one death in the south and six births and four deaths in the north this month.

TROOP	Total December Populations						APRIL 2018			Total Births 2018	Total Deaths 2018	Emigration/ Immigration 2018	TOTAL CURRENT POPULATION
	2012	2013	2014	2015	2016	2017	Births	Deaths	Emigration / Immigration				
Da Gama Troop	54	45	43	49	55	55	4	1		10	3		62
Smitswinkel Bay	23	21	22	23	33	33	0	0		0	0		33
Waterfall	28	30	30	32	37	38	4	0		5	0		43
Groot Olifantsbos	19	13	17	16	22	25	0	0		0	0		25
Misty Cliffs	18	16	14	11	0	0	0	0		0	0		0
Slangkop	33	32	36	41	40	42	0	0		0	0		42
SUB TOTAL	175	157	162	172	187	193	8	1		15	3		205
Zwaanswyk	25	26	28	30	29	25	0	0	1-untagged	1	3	2	25
Tokai	61	65	72	62	67	71	3	2	1-untagged	5	2		74
Mountain	33	44	48	49	52	64	1	2	2-both untagged	3	3	-1	63
Constantia 1 & 2	60	63	70	77	84	93	2	0		7	3	-1	96
SUB TOTAL	179	198	218	218	232	253	6	4		16	11		258
TOTAL	354	355	380	390	419	446	14	5		31	14		463

Table 1: Population data for the eleven managed troops on the Cape Peninsula (April 2018).

There were two cases of infanticide this month, one in the Da Gama Troop and one in the Tokai Troop. The other three deaths were also of natural causes.

Deaths	2012*	2013	2014	2015	2016	2017	APRIL 2018	2018 to Date	TOTAL
Management	17	16	8	7	7	12	0	1	68
Human Induced (HID)	8	7	10	11	7	6	0	1	50
Direct **	8	6	6	8	4	3	0	1	36
Indirect ***	0	1	4	3	3	3	0	0	14
Natural	7	30	19	33	16	28	2	4	137
Unknown	1	3	0	4	7	13	3	8	36
TOTAL	33	56	37	55	37	59	5	14	291

Table 2: Causes of baboon deaths since 2012 (*Data collected during the first half of 2012 provided by Baboon Research Unit, UCT); **Deaths caused directly by humans such as motor vehicle accidents, shooting, poisoning and dogs. ***Deaths caused indirectly by humans such as electrocutions.

2. HOTLINE DATA

During April 2018, there were 91 raid-related calls in managed areas. This is an increase of 3 calls from last month (March 2018). The most noticeable increase can be seen in Welcome Glen, Simon’s Town and Capri. There was a decrease in calls from Scarborough and Zwaanswyk.

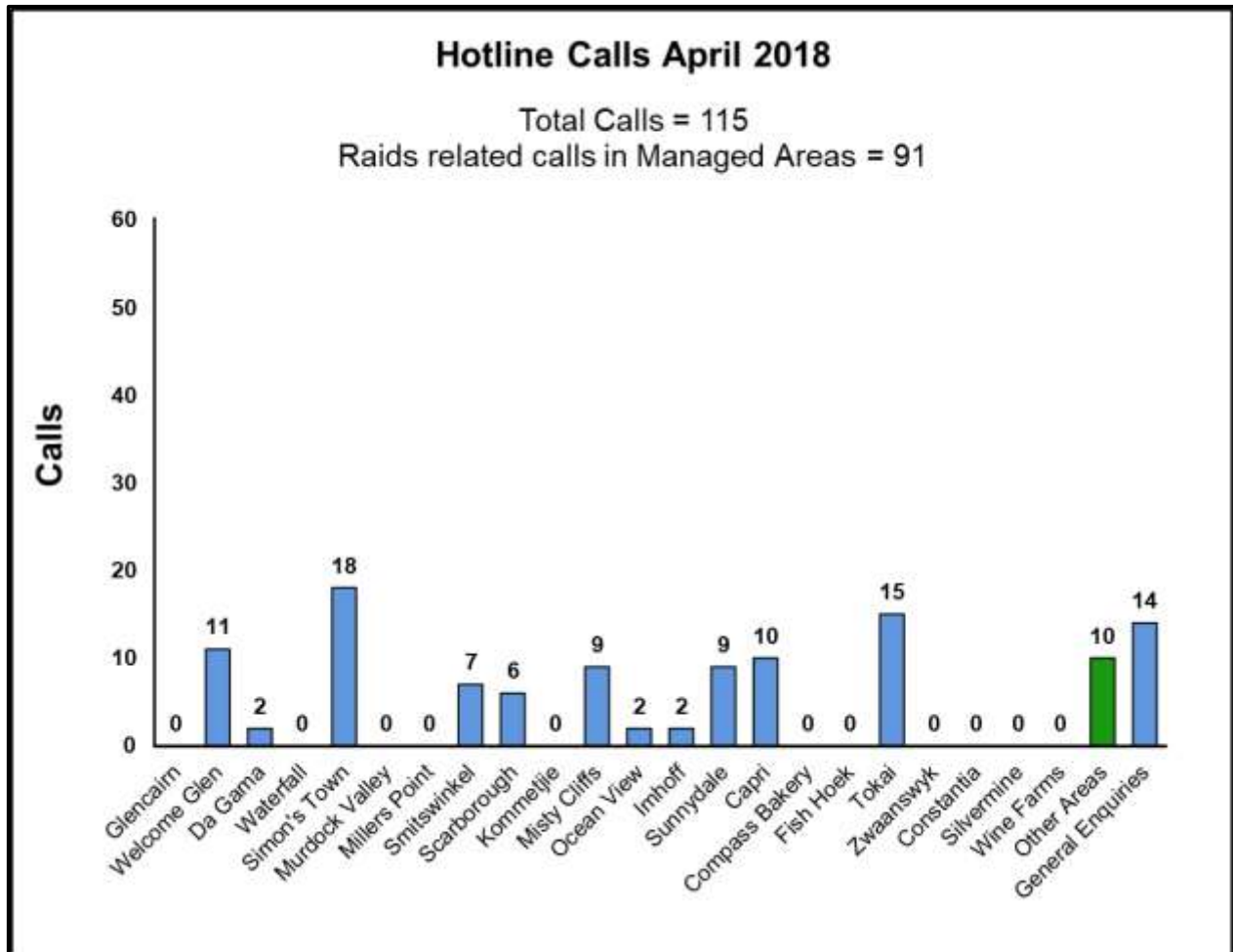


Figure 12: Hotline calls summary per urban area for April 2018.

This month, 79% of raid-related hotline calls were reports of baboons being within the urban area. Of the remaining raid-related calls, 18% were assertive raids and 3% were bin raids.

3. PERCENTAGE TIME OUT OF TOWN

The percentage of time that the troops spent out of town this month remained high at 99,8%. Only the Waterfall and Da Gama Troops spent more than an hour in town this month, 4.75 hours and 2 hours respectively. Individuals averaged 93,1% of their time out of town. Only individuals from the Waterfall, Da Gama, GOB and Slangkop Troops spent more than 5% of time in town this month.




Figure 13: Composition of raid-related hotline calls during April 2018. Raid related hotline calls are calls reporting managed baboons in urban areas. Managed Areas are those areas in which managed baboon troops raid. Other Areas represent those areas, beyond the urban edge or the range of managed baboons.

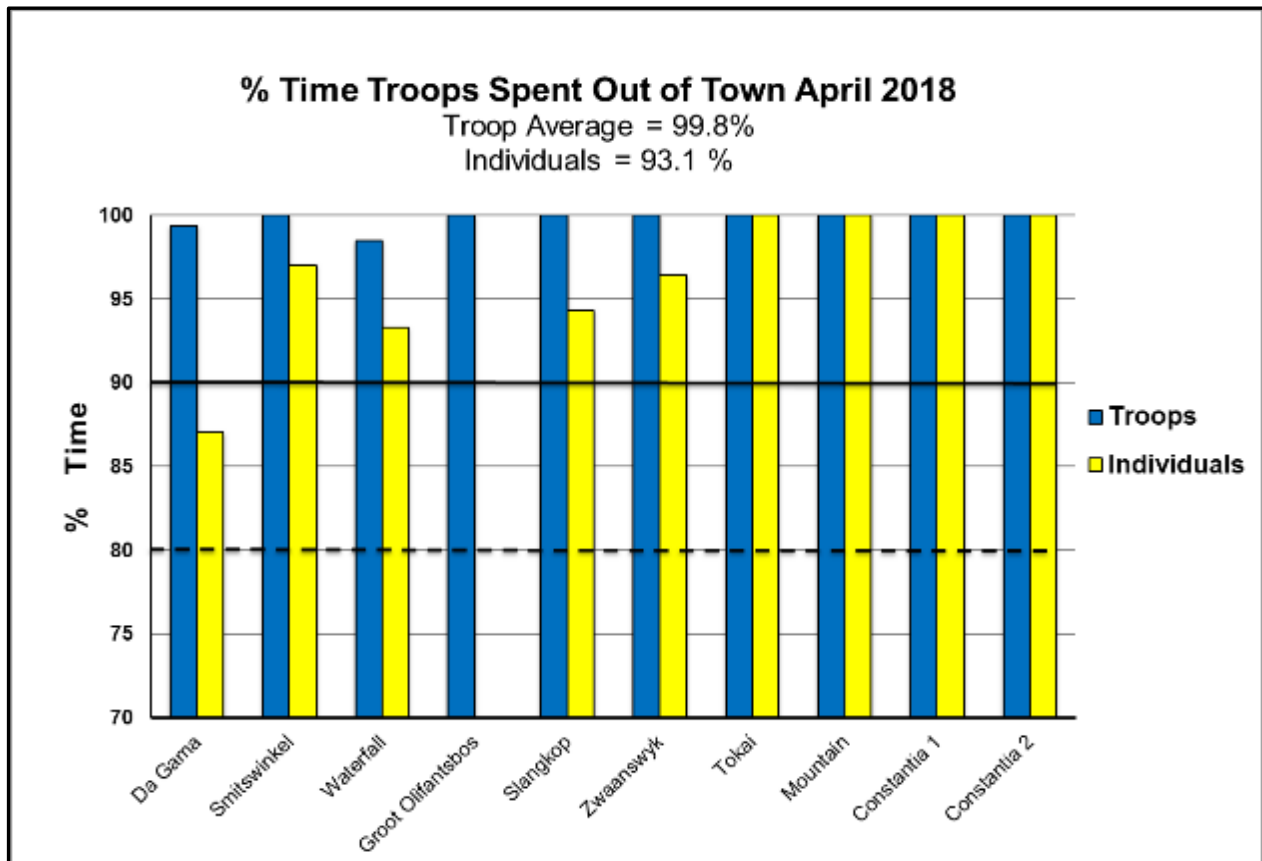


Figure 14: Percentage time troops spent out of town (April 2018). The solid line indicates the City of Cape Town’s 2014 contract requirement and the broken line indicates the 2012 contract requirement.

D. CONCLUSION

The onset of the April rains has led to some new growth in the fynbos and is a welcome relief during this time of drought. On average the troops spent only 0.2% of time in town, with all the northern troops spending 100% of time out of town. Raid related hotline calls were mainly for baboons from the Da Gama, Waterfall, Slangkop and Zwaanswyk troops. Individuals from the southern troops spent 86.9% of time out of town. This is considered as quite a significant amount of time in town. One major contributing factor to this, is the poor and late waste collection in the southern peninsula. Once baboons are in the urban area raiding waste, it quickly escalates to raids of unoccupied/occupied houses. The waste collection problem needs to be addressed urgently in order to prevent any further escalation of this problem.

Dr Phil Richardson

HUMAN WILDLIFE SOLUTIONS (PTY) LTD