



Photo: Stephanus Ferreira

Human Wildlife Solutions

Monthly Report

March 2018

TABLE OF CONTENTS:

A. INTRODUCTION	3
B. BABOON MANAGEMENT AND RAID REPORTING	3
SOUTH EASTERN REGION – AREA MANAGER: ZIGGY RODE / CATH SHUTTE	3
1. SMITSWINKEL BAY TROOP	3
2. WATERFALL TROOP	4
3. DA GAMA TROOP	6
REGIONAL SUMMARY:	8
Births and Deaths	8
Recommendations.....	8
SOUTH WESTERN REGION – AREA MANAGER: CATH SHUTTE.....	9
1. GROOT OLIFANTSBOS TROOP (GOB)	9
2. THE SLANGKOP TROOP	11
REGIONAL SUMMARY:	13
Births and Deaths	13
Recommendations.....	13
NORTHERN REGION – AREA MANAGER: FANUS FERREIRA	14
1. Tokai Troop	14
2. ZWAANSWYK TROOP	15
3. CONSTANTIA TROOP 1 (CT1)	17
4. CONSTANTIA TROOP 2 (CT2)	18
5. MOUNTAIN TROOP	19
REGIONAL SUMMARY:	19
Births and Deaths	19
Recommendations.....	19
C. GENERAL COMMENTS ON ALL BABOON TROOPS	20
1. Population Data	20
2. Hotline Data	21
3. Percentage Time Out of Town	21
D. CONCLUSION	23

A. INTRODUCTION

This monthly report covers the period from 24 February to 23 March 2018. Although this period represents the end of a hot dry summer, when both food and water conditions may be limiting, the troops still spent an average of 99.9% of their time out of town. Only one troop, CT1 spent more than an hour in town. Despite this very high percentage time out of town for troops, there was still a relatively high number of hotline calls this month. As in previous months, this can almost exclusively be attributed to a few individuals in a few troops, raiding town.

B. BABOON MANAGEMENT AND RAID REPORTING

SOUTH EASTERN REGION – AREA MANAGER: ZIGGY RODE / CATH SHUTTE

1. SMITSWINKEL BAY TROOP

In Town Statistics

- The Smitswinkel Bay Troop spent 100% of its time out of the urban area this month.
- Individuals spent 97,7% time out of the urban area this month.
- The troop predominantly slept in the southern section of its home range (71%) and varied foraging bouts between indigenous vegetation and shellfish.

Incidents

3 March 2018:

- The Smitswinkel Bay Troop moved into the Cape of Good Hope Section (CoGH) section of the Table Mountain National Park (TMNP).
- Individuals from the Plateau Road Troop, which foraged nearby, began to alarm call when they saw the Smitswinkel Bay Troop enter the CoGH.
- Three sub-adult males, from the Plateau Road Troop, ran towards the Smits Troop and chased them out of the CoGH.
- The Smits Troop then moved up the Swartkop Mountain, away from the Plateau Road Troop.

Black Marlin Restaurant:

- SWB11 raided the Black Marlin Restaurant four times this month.
- On four occasions SWB11 gained access to the kitchen, through the open kitchen door and on one occasion, raided the outside tables.

SECTOR		CLASSES OF BEHAVIOUR																												
SOUTH EAST		1	In urban area	4	Attacking pets	7	Threatening behaviour/attack/stealing food																							
BABOON TROOP:	SMITS	2	Raid bins	5	Raid unoccupied house or vehicle	8	Breaking & Entering/Damaging property																							
MONTH: MARCH	YEAR: 2018	3	Non malicious damage	6	Raid occupied house or vehicle	9	Nocturnal Raiding																							
BABOON ID	Sex	24	25	26	27	28	1	2	3	4	5	6	7	8	9	10	11	12	13	14	15	16	17	18	19	20	21	22	23	TOTAL
SWB6 (R-B)	M																												0	
SWB10 (Y-W)	M																												0	
SWB11	M													7,6,7	6								6					6,7	7	
UnID Males	M																											0		
UnID Females	F																											0		
UnID Juveniles																												0		
UnID Individuals																												0		
Troop																												0		
	%	TIME SPENT IN TOWN (Minutes)																							HRS					
Troop	0.0																											0.00		
Individuals	2.3													150	150													10	7.42	
Roost:	AM	1	6	5	5	5	1	1	1	1	1	4	3	3	4	5	3	3	1	7	1	3	4	1	1	1	3	5	6	
Roost:	PM	3	5	5	5	1	1	1	1	1	4	3	3	4	5	3	3	1	7	1	3	6	1	1	1	3	5	5	1	
Roost Sites		1	Smits Caves		2	Partridge Point		3	Bluegums		4	Millers Point		5	Rocklands Farm															
		6	Castle Rock		7	SANParks		8	Other / Unknown		9			10																
ID Features of Baboons																														
General remarks		Black, bold and <i>italics</i> text indicates raids at SANParks.																												

Figure 1: Smitswinkel Bay Troop raid sheet for March 2018.

2. WATERFALL TROOP

In Town Statistics

- The Waterfall Troop spent 99,9% of its time out of the urban area this month.
- Time spent out of the urban area increased this month for individual baboons, from 96,7% in February 2018 to 98,5% for March 2018.
- Raids on SA Navy land accounted for 57% of the total raids in March 2018. The remaining 43% of raids, took place on land with within the City of Cape Town owned land.

Incidents

24 February 2018:

- An adult female, one that usually follows the alpha male, CON4, was seen carrying an infant.

1 March 2018:

- The Waterfall Troop moved off the SANAD Sleep Site and down the Klaasjagersberg mountain towards Shamballah Hollistic Centre (Shamballah).
- The GOB Troop were foraging and moving under the Shamballah pine trees.

- WF5, an adult male, showed interest in the GOB Troop. He stood up and looked at them. However, the GOB Troop moved off in a southerly direction towards Gate 1 on Plateau Road.

HWS: TROOP MONTHLY REPORT																														
SECTOR		CLASSES OF BEHAVIOUR																												
SOUTH EAST		1	In urban area	4	Attacking pets	7	Threatening behaviour/attack/stealing food																							
BABOON TROOP:	WATERFALL	2	Raid bins	5	Raid unoccupied house or vehicle	8	Breaking & Entering/Damaging property																							
MONTH: MARCH	YEAR: 2018	3	Non malicious damage	6	Raid occupied house or vehicle	9	Nocturnal Raiding																							
BABOON ID	Sex	24	25	26	27	28	1	2	3	4	5	6	7	8	9	10	11	12	13	14	15	16	17	18	19	20	21	22	23	TOTAL
CON4	M										2				2		2	2		2	5,7	2					2,1		6	11
WFF5 (Y)	F																	2												1
WFF6 (R)	F																													0
UnId Males	M	2		2		2,5							1				2	2		2		2	5		1	2,5,7	1	2,1	17	
UnId Females	F												1,2			2									1,2	1,2,1	1		9	
UnId Juveniles												1																6	2	
UnId Individuals											2							2	2		2				5,6	5,6,5,1	1,5,1	2,5,5,2	17	
Troop															1														1	
		TIME SPENT IN TOWN (Minutes)																										HRS		
Troop	0.1															10														0.17
Individuals	1.5													30	60											20	70	45	60	4.75
Roost:	AM	5	10	10	6	10	10	10	10	10	10	10	10	10	1	1	1	1	10	10	6	10	10	10	10	1	2	1	1	1
Roost:	PM	10	10	6	10	10	10	10	10	10	10	10	1	1	1	1	10	10	6	10	10	10	10	1	2	1	1	1	1	
Roost Sites		1	Waterfall Cliff				2	Happy Valley Mtn				3	Signal School				4	Admiral Footpath				5	Red Hill							
		6	Mountain CoGHN				7	Gate 3 - Plateau Road				8	Shamballah Pines				9	North Peak				10	SANAD							
		11	Bungalow				12	Murdock Valley Cliffs				13	Rocklands Farm				14	Other												
ID Features of Baboons																														
General remarks		Red and <i>Italics</i> indicates raiding inside the South African Naval Ammunition Depot (SANAD) and Waterfall Barracks. Black, <i>Italics</i> indicates raiding on farms.																												

Figure 2: The Waterfall Troop raid sheet for March 2018.

Simon’s Town Navy:

- The SANAD Navy base continues to be an attractant to the Waterfall Troop.
- The many non-baboon-proof bins at the facility, fruit trees around the sports field and the many open windows in the various buildings create an easy meal for individuals.
- Waterfall Barracks in Simon’s Town also acts an attractant. Some of the bins at the Barracks are baboon-proof bins, however many are broken and when filled over capacity, the locking mechanism becomes useless.
- The lockable waste room door is left open and baboons are able to access the waste inside.
- The residents at the Waterfall Barracks continue to leave windows open. This created the opportunity for the baboons to enter the apartments to raid.
- There were 11 cases of individual baboons entering Simon’s Town Navy buildings as opposed to only three instances of urban household incursions.



Figure 3: The bins at The SA Navy Waterfall Barracks

Fruit Trees:

- The fruit trees in Simon's Town continued to attract baboons.
- The main problem areas are Cornwall, Cardiff and Wilfred Streets.

Waste Removal:

- Waste removal in the Simon's Town area has been problematic this month.
- The collection of waste was often delayed by up to 48 hours. The collection of recycling was sometimes up to a week late.
- This exacerbated the baboons' raiding behavior because waste was accessible for longer periods, making it very difficult for HWS rangers to move the baboons away from the urban area.

3. DA GAMA TROOP

In Town Statistics

- Time out of town for the Da Gama Troop was 99.8% during March 2018.
- The troop spent only nine nights out of town, sleeping mostly at Witsands and two nights at Winford Farm. The troop spent 19 nights sleeping at the flats and in Da Gama Park.
- Individuals' time out of town reduced to 90.2% this month.

Incidents

28 February 2018

- Waste was not collected by the service provider until late afternoon. This resulted in the troop remaining around Da Gama for the majority of the day. The troop was blocked from entering town, but DG18 and a female managed to break the line.

7 March 2018

- DG14, the alpha male, was successfully darted and collared.

11 March 2018

- The troop kept pushing hard to break the line and the ranger team only managed to move the baboons away from the urban area at 11h00.

28 February, 7 & 14 March 2018

- Bin collection days have been very problematic because waste was collected very late. The baboons attempted to push to the urban area to gain access to the waste.

16 - 21 March 2018

- The Da Gama Troop slept at the Witsands sleep site. When the baboons sleep at Witsand there is no raiding, and they spend a lot of time foraging around Kleinplaas dam and drinking there.



Figure 4: A bin in Welcome Glen that has been raided and waste only collected late afternoon.

HWS: TROOP MONTHLY REPORT																														
SECTOR		CLASSES OF BEHAVIOUR																												
SOUTH EAST		1	In urban area	4	Attacking pets	7	Threatening behaviour/attack/stealing food	2	Raid bins	5	Raid unoccupied house or vehicle	8	Breaking & Entering/Damaging property	3	Non malicious damage	6	Raid occupied house or vehicle	9	Nocturnal Raiding											
BABOON TROOP: DA GAMA																														
MONTH: MARCH YEAR: 2018																														
BABOON ID	Sex	24	25	26	27	28	1	2	3	4	5	6	7	8	9	10	11	12	13	14	15	16	17	18	19	20	21	22	23	TOTAL
Troop													1															1	2	
DG14 (O-G)	M		1		1						1	1	1			1		1	2	2	2	2						1	1	13
DG18	M	1	1		1	1				1		1	2			1	1		2									1	1	12
DGF1	F												2																	1
DGF2	F																													0
UniD Females	F									1	1	1	2				1	1	2	2	2							1	1	11
UniD Female	F		1		1	1										1														5
UniD Individuals													2			1														2
UniD Juvs													2																	1
		%	TIME SPENT IN TOWN (Minutes)																								HRS			
Troop		0.2																										13	0.55	
Individuals		9.8	40	93		94	17					178	234	89	135			30	73	43	195	182	242	31				60	167	31.72
Roost:	AM	1,2	1,2	1	1,2	1,2	11	1	19	1,2	1	1,3	1,2	1,2	11	1,2	1,2	1,2	2	2	1,2	19	11	11	11	11	11	3	1	
Roost:	PM	1,2	1	1,2	1,2	11	1	19	1,2	1	1,3	1,2	1,2	11	1,2	1,2	1,2	2	2	2	19	11	11	11	11	3	1	2		
Roost Sites	1	Flats				2	Pines - Flats				3	Pines - Da Gama				4	Pines - WG				5	Sport Fields Stables								
	6	Compass Bakery				7	Pines - Outspan				8	Jacks Shop				9	Elsie's Peak				10	Rotary Camp								
	11	Witsand				12	Slangkop				13	Platkop				14	Rasta Camp				15	Ocean View								
	16	KL sleep site				17	Maylands				18	Elsies River Valley				19	Red Hill / Windford				20	Grootkop								
	21	16th Avenue, DG				22	Lewis Gay Dam				23	Pinehaven				24	Kleinplaas Dam				25	Scarborough								
ID Features of Baboons																														
General remarks																														

Figure 5: The Da Gama Troop raid sheet for March 2018.

REGIONAL SUMMARY:

Births and Deaths

- On 2 and 18 March, two infants were recorded in the Da Gama Troop. On 24 February a new-born was reported in the Waterfall Troop.

Recommendations

- In the interest of more effective baboon management, residents at the **naval flats in Da Gama Park** should place their refuse bags inside the bins, inside the bin bay and not leave it in front of the gate or on the floor.
- Baboon-proof bins** are needed at the **West Yard** at the **Navy docks** to prevent baboon raids. The **cafeteria** at the **West Yard** also needs to be **baboon-proofed**.
- All vegetable gardens should be baboon-proofed, and residents should refrain from growing fruit trees in baboon affected areas. Alternatively, all fruit should be removed from fruiting trees.
- Residents at the **Waterfall Barracks** and **Happy Valley Shelter** should **keep their doors and windows closed** and their food out of the sight of baboons, when they are not there to prevent raids.
- Law enforcement is urgently needed in the South East to prevent the illegal use paintball markers and pellet guns by residents, who use these to deter baboons.
- Poor waste management** at the South African Naval Ammunition Depot (**SANAD**) and the **Waterfall Barracks** urgently needs to be addressed, so that baboons cannot gain access to food so easily.
- A **solution** for the **'What's Ya Flava' café** in Simon's Town needs to be found, to prevent baboons

from raiding the shop, while still making it easily accessible for customers.

- The **use of clear recycling bags** in baboon-affected areas **should be re-evaluated** as this remains an attractant for baboons.
- **Waste and recycling collection** should be **prioritised and collected early in baboon affected areas** to avoid becoming an attractant to baboons.

SOUTH WESTERN REGION – AREA MANAGER: CATH SHUTTE

1. GROOT OLIFANTSBOS TROOP (GOB)

In Town Statistics

- The troop spent the majority of March (75%) within the Cape of Good Hope (CoGH) section of the Table Mountain National Park (TMNP).
- While outside the CoGH, the troop slept in the pines at Shamballah (five nights) and in the pines in the Bluegums above gate one (two nights).
- The three GOB females, referred to at the GOB individuals, roosted at the Misty Cliffs Sleep Site for the entire month of March, except one night, when one female slept inside Scarborough.

The GOB Individuals spent 60,5% of their time out of the urban area this month.

HWS: TROOP MONTHLY REPORT																														
SECTOR		CLASSES OF BEHAVIOUR																												
SOUTH WEST		1	In urban area	4	Attacking pets	7	Threatening behaviour/attack/stealing food																							
BABOON TROOP:	GOB	2	Raid bins	5	Raid unoccupied house or vehicle	8	Breaking & Entering/Damaging property																							
MONTH: MARCH	YEAR: 2018	3	Non malicious damage	6	Raid occupied house or vehicle	9	Nocturnal Raiding																							
BABOON ID	Sex	24	25	26	27	28	1	2	3	4	5	6	7	8	9	10	11	12	13	14	15	16	17	18	19	20	21	22	23	TOTAL
Unld Females	F	1.6	1.5	1	1.2	1.2	1	1		1	1,2,2,2	1	1	1.6	1	1	1	1.2	1.2	1.2	1.6	1	1	1	1	1	2	1	1	39
Unld Individuals																														
Juveniles																														
Troop																														
	%	TIME SPENT IN TOWN (Minutes)																										HRS		
Troop	0.0																													0.00
Individuals	39.5	405	395	90	95	340	399	214		340	390	235	300	380	530	316	466	405	195	210	345	279	81	242	278	195	145	210	150	127.17
Roost:	AM	2.1	2.1	2.1	2.1	5.1	2.1	9.1	9.1	2.1	2.1	2.1	2.1	5.1	2.1	2,1,9	2.1	2.1	5.1	5.1	4.1	5.1	4.1	2.1	5.1	4.1	5.1	4.1	2.1	
Roost:	PM	2.1	2.1	2.1	5.1	2.1	9.1	9.1	2.1	2.1	2.1	2.1	5.1	2.1	2,1,9	2.1	2.1	5.1	5.1	4.1	5.1	4.1	2.1	4.1	4.1	5.1	4.1	2.1	2.1	
Roost Sites	1	Misty Cliffs			2	CoGH Reserve			3	Red Hill			4	Shamballah			5	Wildschutsbrand												
	6	Perdekloof			7	CoGH Nursery			8	Misty Cliffs 2			9	Other																
ID Features of Baboons																														
General remarks	Black, bold and <i>italics</i> text indicates raids at SANParks.																													

Figure 6: GOB Troop raid sheet for March 2018.

Incidents

1 March 2018:

- A fire broke out in the morning, within the CoGH, near link road. Fanned by a strong south easterly wind, the fire moved towards the coastline.
- At the time of the fire, the GOB Troop, was outside of the CoGH and foraged above the Cape of Good Hope Nursery. The troop continued to move and forage in a southerly direction towards gate one, where it spent the afternoon. The troop was blocked from moving back into the CoGH in the evening and slept in the bluegums above gate one that night.
- The fire continued to burn through the night and was eventually extinguished.



Figure 7: The CoGH fire (a) moving towards the coast with Scarborough in the foreground (b) The fire continued to burn through the night.

16 March 2018:

- GOB8, the alpha male of the GOB Troop, was fitted with a VHF collar.
- The VHF collar fitted on GOB8 will allow rangers to pick up a directional signal as to where the troop is. The troop spends a large amount of time within the CoGH and is often not seen for days at a time.



Figure 8: GOB8 being released after being fitted with a VHF Collar.

Waste Removal:

- Waste removal in the Scarborough and Misty Cliffs area has been problematic this month.
- The collection of waste was often delayed. The collection of recycling bags was also erratic.

Fruit Trees:

- The fruit trees within Scarborough and Misty Cliffs act as an attractant to the baboons.

2. THE SLANGKOP TROOP**In Town Statistics**

- The troop spent 99,9% of time out of the urban area during March 2018.
- Individuals spent 95,2% of time out of the urban area.
- Most time spent in the urban area can once again be attributed to SK8, a sub-adult male.
- Of the 64 raids carried out this month, SK8 is directly responsible for 44% of all raids.
- The troop utilised the Compass Cliffs Sleep Site for 46% of the month and the Pines behind Ocean View for 54% of the month.

Incidents**1 March 2018:**

- The Slangkop Troop moved off the Compass Cliffs Sleep Site, onto the Rooiberg Plateau and towards Kleinplaas Dam where they spent the morning foraging and drinking.
- The Da Gama Troop moved towards Kleinplaas Dam during the early afternoon. Once the Slangkop Troop became aware of the Da Gama Troop, it moved off towards Ocean View.
- However, one of the young males from the Da Gama Troop moved towards the Slangkop Troop and chased the Slangkop females.
- SK6, the Slangkop Troop Alpha Male, became extremely vocal and chased the Da Gama male away from the troop.

Rodgers Fruiterers / Peach Pip Farmstall:

- Waste management at Rodgers has been problematic this month and this is an attractant for the baboons.
- The farm does not have lockable baboon-proof bins and the bins are stored outside. This makes it very easy for the baboons to gain access to the Human Derived Foods (HDFs).
- A lockable baboon-proof bin application form has been dropped at the farm.



Figure 9: Waste storage area at Rodgers Fruiterers.

- A further attractant to the farm is the chicken and geese pen at the back of the farm. The feeding area for the animals is not enclosed and fruit and vegetables are freely dumped inside the pen.
- This is creating a feeding site for the baboons within the urban area.



Figure 10: The open feeding area of the chicken and geese pen at Rodgers Fruiterers.

Fruit Trees:

- Individual baboons are constantly attracted to fruit trees in Ocean View.
- The main areas for concern are Cheetah Road, Comet Road and Laguma Street.

HWS: TROOP MONTHLY REPORT																														
SECTOR		CLASSES OF BEHAVIOUR																												
SOUTH WEST		1	In urban area	4	Attacking pets	7	Threatening behaviour/attack/stealing food																							
BABOON TROOP:	Slangkop	2	Raid bins	5	Raid unoccupied house or vehicle	8	Breaking & Entering/Damaging property																							
MONTH: MARCH	YEAR: 2018	3	Non malicious damage	6	Raid occupied house or vehicle	9	Nocturnal Raiding																							
BABOON ID	Sex	24	25	26	27	28	1	2	3	4	5	6	7	8	9	10	11	12	13	14	15	16	17	18	19	20	21	22	23	TOTAL
SK6 (Adult Male)	M	1						1		1		1						1	1.1	1	2,7					2				11
SK8 (Sub-Adult Male)	M	1.1	1.1			1.1	1	1.1				1,2,2,7			6			1.1	1	1,1,6,7	2,2,7		6,6,7	6.6	2	1		2	32	
UnID Males	M							1											1										2	
UnID Females	F	1	1,1,1					1				1						1	1	1	2,7		1			2		2	14	
UnID Juveniles		1	1									1						1	1		2				2		2	8		
UnID Individuals																													0	
Troop																												1	1	
		TIME SPENT IN TOWN (Minutes)																								HRS				
Troop	%	0.1																											10	0.17
Individuals	%	3.8	45	89		29		28	18	45		81			6			80	79	85	25		70	42	21				12.38	
Roost:	AM	2	2	3	3	3	3	3	3	3	3	3	3	2	2	2	2	2	2	2	2	3	2	2	2	3	2	2	3	
Roost:	PM	2	3	3	3	3	2	3	3	3	3	3	3	2	2	2	2	2	2	2	3	2	2	2	3	2	2	3	2	
Roost Sites		1	Slangkop				2	Ocean View				3	Compass Bakery				4	Witsand				5	Other							
ID Features of Baboons																														
General remarks		Red, bold and <i>italics</i> text indicates raids at Rogers Farm and the City waste disposal site.																												

Figure 11: The Slangkop Troop’s raid sheet for March 2018.

REGIONAL SUMMARY:

Births and Deaths

- There were no births or deaths in the South West region during March 2018.

Recommendations

- Management of the Slangkop Troop should improve if the patches of **invasive alien plants** situated **above Ocean View** and **below the Compass Bakery Sleep Site** are removed. This issue has been addressed with South African National Parks (SANParks) and is pending.
- All **fruiting trees or visible fruit** should be harvested from fruit trees in baboon-affected areas so that this is not an attractant for baboons.
- Increased **baboon-proofing** of the **recycling area at In2Foods Compass**, including tying up the black bins to prevent them from being tipped over, will assist in baboon management.
- Baboon-proof bins** should be used by commercial businesses in **Heron Park** to prevent raiding.
- Waste and recycling collection** should be **prioritised and collected early in baboon affected areas** to avoid becoming an attractant to baboons.

NORTHERN REGION – AREA MANAGER: FANUS FERREIRA

1. TOKAI TROOP

In Town Statistics

- The troop spent 100% time out of the urban area.
- Individuals spent 98.4% time out of the urban area.

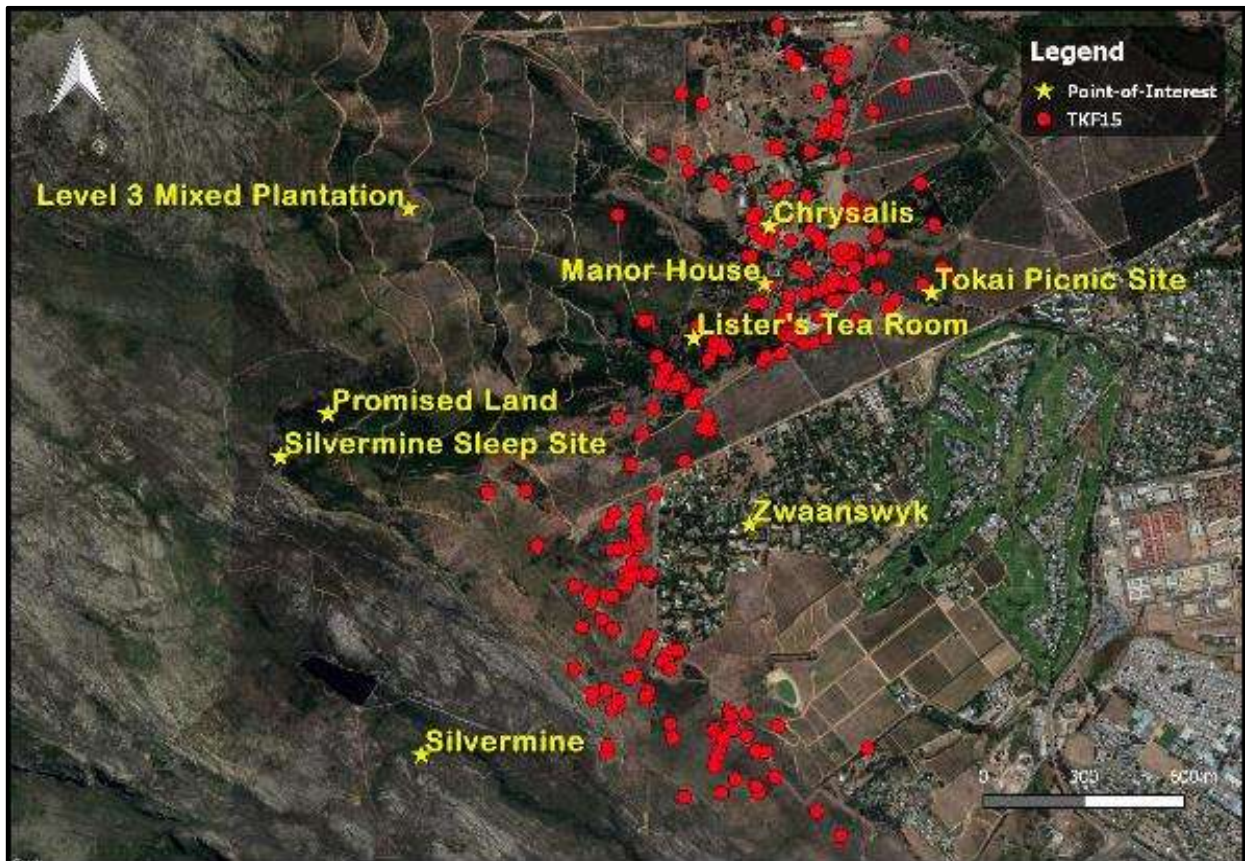


Figure 12: Tokai and Zwaanswyk Troop movements February 2018. Data from HWS GPS Collar on TKF15.

Incidents

Steenberg Golf Estate

- The Tokai Troop raided crops on the Steenberg Golf Estate seven times during March 2018. The majority of the troop's entries into the estate occurred between 17 and 22 March.

Zwaanswyk

- The individuals entered Zwaanswyk on three occasions during the reporting period utilising a sand pile at the gabions together with recent porcupine holes along the Zwaanswyk fence.

Buitenverwachting

- The troop entered Buitenverwachting on seven occasions to raid crops.

Chrysalis

- On 3 March, a juvenile baboon fell into a JoJo tank at the fire station at Chrysalis. Luckily HWS rangers heard it cry and managed to get it out in time. The juvenile did not sustain any injuries.

Raiding

- On 3 March an untagged male took a lunch box from the security station at the Chrysalis boom gate.
- On 21 March an untagged male stole food from picnickers at the SANParks Picnic Site.

HWS: TROOP MONTHLY REPORT																														
SECTOR		CLASSES OF BEHAVIOUR																												
SOUTH EAST		1	In urban area	4	Attacking pets	7	Threatening behaviour/attack/stealing food																							
BABOON TROOP:	TOKAI	2	Raid bins	5	Raid unoccupied house or vehicle	8	Breaking & Entering/Damaging property																							
MONTH: MARCH	YEAR: 2018	3	Non malicious damage	6	Raid occupied house or vehicle	9	Nocturnal Raiding																							
BABOON ID	Sex	24	25	26	27	28	1	2	3	4	5	6	7	8	9	10	11	12	13	14	15	16	17	18	19	20	21	22	23	TOTAL
Un ID Male	M			1		1		1	5																				4	
Un ID Female	F			1		1		1																					3	
Un ID Female	F					1		1																					2	
Un ID Female	F					1		1																					2	
Un ID Juvenile						1		1																					2	
Tokai Troop																														
	%	TIME SPENT IN TOWN (Minutes)																										HRS		
Troop	0.0																													0.00
Individuals	1.6			20		115		180																						5.25
Roost:	AM	1	1	1	1	1	1	1	1	1	1	1	1	1	1	1	6	7	7	1	5	1	1	5	19	19	1	5	8	
Roost:	PM	1	1	1	1	1	1	1	1	1	1	1	1	1	1	1	6	7	7	1	5	1	1	5	19	19	1	5	8	
Roost Sites	1	Tea Garden			2	Level 1 Zwk Gums			3	Level 2 Stream			4	Level 4 Pines			5	Upper Tea Garden												
	6	Manor House Pines			7	Picnic Site 1			8	Picnic Site 2			9	Middle Plantation			10	Tokai Bridge												
	11	Silvermine Pines			12	Level 3 Mixed Plantation			13	Other			14	Picnic Site 3			15	Level 5 Lookout												
	16	Guest House Pines			17	Chrysalis Gums			18	Mike's Stables Pines			19	Lower Reservoir			20	127 ZWK												
	21				22				23				24				25													
ID Features of Baboons																														
General remarks																														

Figure 13: The Tokai Troop’s raid sheet for March 2018.

2. ZWAANSWYK TROOP

In Town Statistics

- The troop spent 98.8% time out of the urban area.
- Individuals spent 94.4% time out of the urban area.

Incidents

1 March 2018:

- A blind female was found moving by herself around the Manor house in Tokai. The female was captured and assessed by a veterinarian and subsequently euthanased on 2 March for humane reasons.

MT8 and TK53:

- TK53, an adult male, natal to the Tokai Troop, that immigrated into the Zwaanswyk Troop in February 2018 has remained with the Zwaanswyk Troop. Conflict between TK53 and MT8 although reduced is still ongoing.

Steenberg Golf Estate:

- The troop raided crops at the Steenberg Estate four times during March 2018.

Zwaanswyk:

- The Zwaanswyk troop slept inside Zwaanswyk on two occasions during March 2018.
- Individuals were observed utilising the telephone poles inside Steenberg to gain entry into the Zwaanswyk area.

Silvermine:

- The troop went to Silvermine on two occasions during March and no raids were recorded.

HWS: TROOP MONTHLY REPORT																																						
SECTOR		CLASSES OF BEHAVIOUR																																				
SOUTH EAST		1	2	3	4	5	6	7	8	9	10	11	12	13	14	15	16	17	18	19	20	21	22	23	TOTAL													
BABOON TROOP:		1	2	3	4	5	6	7	8	9	10	11	12	13	14	15	16	17	18	19	20	21	22	23	TOTAL													
MONTH: MARCH		1	2	3	4	5	6	7	8	9	10	11	12	13	14	15	16	17	18	19	20	21	22	23	TOTAL													
BABOON ID		Sex	24	25	26	27	28	1	2	3	4	5	6	7	8	9	10	11	12	13	14	15	16	17	18	19	20	21	22	23	TOTAL							
MT8 (Green-W) VHF Collar		M													8			2					6	2,6	1	2				6	8							
TK53 (Orange-Y)		M	7,7	7				2										5						1	1	2			2,6	1	11							
Un ID Male		M	7																												1							
Un ID Female x 6		M																																				
Un ID Female		F	6																												1							
Un ID Female		F	7					7							8			2				6		1		2,6		2,6	1,7	12								
Un ID Female		F																																				
Un ID Female		F																																				
Un ID Juvenile																																						
Zwaanswyk Troop																																						
		%	TIME SPENT IN TOWN (Minutes)																								HRS											
Troop		0.2																												30	0.50							
Individuals		5.6																												20	60	310	65	100		330	200	18.08
Roost:		AM	6	7	7	14	8	8	7	8	14	5	7	7	8	8	8	7	7	14	7	1	5	5	5	20	20	5	5	7								
Roost:		PM	7	7	14	8	8	7	8	14	5	7	7	8	8	8	7	7	14	7	1	5	5	5	20	20	5	5	7	8								
Roost Sites		1	Tea Garden				2	Level 1 Zwk Gums				3	Level 2 Stream				4	Level 4 Pines				5	Upper Tea Garden															
		6	Manor House Pines				7	Picnic Site 1				8	Picnic Site 2				9	Middle Plantation				10	Tokai Bridge															
		11	Silvermine Pines				12	Level 3 Mixed Plantation				13	Other				14	Picnic Site 3				15	Level 5 Lookout															
		16	Guest House Pines				17	Chrysalis Gums				18	Mike's Stables Pines				19	Low Reservoir				20	127 ZWK															
		21					22					23					24					25																
ID Features of Baboons																																						
General remarks																																						

Figure 14: The Zwaanswyk Troop’s raid sheet for March 2018.

Raiding:

- MT8 raided eight times during March, this included three bin raids, three occupied house raids and one urban entry.
- TK53 raided eleven times during March. TK53 recorded three bin raids, and three urban entries. He stole food from people on three occasions and raided one occupied house.
- Unidentified male and female baboons attributed the remaining fourteen raiding incidents.
- The troop raided once during the reporting period which included one urban entry.

3. CONSTANTIA TROOP 1 (CT1)**In Town Statistics**

- The troop spent 99.7% of time out of the urban area.
- Individuals spent 99.4% of time out of the urban area.



Figure 15: Constantia Troop 1 movements for February 2018. Data from HWS GPS Collar on CON15.

Incidents

- The troop moved to Langboskloof seven times during March 2018.
- The troop spent the majority of the time above Klein Constantia and only moved towards Groot Constantia on two occasions during March.
- The troop raided twice during the March which included two urban entries.
- Crop raiding occurred mostly in the late afternoon when wine farm baboon rangers went off duty.
- On 15 March a dead infant was found in the CT1 Troop, the cause of death is unknown.

HWS: TROOP MONTHLY REPORT																														
SECTOR		CLASSES OF BEHAVIOUR																												
SOUTH EAST		1	In urban area	4	Attacking pets	7	Threatening behaviour/attack/stealing food																							
BABOON TROOP:	CT1	2	Raid bins	5	Raid unoccupied house or vehicle	8	Breaking & Entering/Damaging property																							
MONTH: MARCH	YEAR: 2018	3	Non malicious damage	6	Raid occupied house or vehicle	9	Nocturnal Raiding																							
BABOON ID	Sex	24	25	26	27	28	1	2	3	4	5	6	7	8	9	10	11	12	13	14	15	16	17	18	19	20	21	22	23	TOTAL
CON6 (Orange) VHF Collar	M				1																							1		
CON11 (Yellow-Y)	M				1																							1		
CON13 (White-W)	M				1																							1		
CON15 (Green-R) GPS Collar	M				1																							1		
CONF1 (White) GPS Collar	M				1																							1		
Un ID Individuals					1																							1		
CT1					1																							1		
		%	TIME SPENT IN TOWN (Minutes)																								HRS			
Troop		0.3				30																							35	1.08
Individuals		0.6				40																							75	1.92
Roost:	AM	3	3	2	5	2	1	3	1	3	3	3	1	1	1	2	1	2	3	3	3	3	3	3	3	3	3	3	2	5
Roost:	PM	3	2	5	2	1	3	1	3	3	3	1	1	1	2	1	2	3	3	3	3	3	3	3	3	3	3	2	5	3
Roost Sites	1	Upper Gums			2	Lower Gums			3	Bike Trails Gums			4	Middle Plantation KC			5	Mckenzie's												
	6	Buitenverwachting Gum			7	Block 10 Gums			8	Castle Gums			9	Dumping Site			10	Other												
	11	Price Drive Stream			12				13				14				15													
	16				17				18				19				20													
	21				22				23				24				25													
ID Features of Baboons																														
General remarks																														

Figure 16: The Constantia 1 Troop’s raid sheet for March 2018.

4. CONSTANTIA TROOP 2 (CT2)

In Town Statistics

- The troop spent 100% of time out of the urban area.
- Individuals spent 100% of time out of the urban area.

Incidents

- The troop moved to Donkerboskloof on two occasions during March and once to Langboskloof.
- The troop spent the majority of the time on the upper levels of Upper Tokai, above Buitenverwachting and Klein Constantia wine farms.
- On the 15 March the troop slept together with CT1 at the Bike Trails Sleep Site.
- The troop also took part in crop raiding on the farms. This occurred mainly in the late afternoons.

5. MOUNTAIN TROOP

In Town Statistics

- The troop spent 100% of time out of the urban area.
- Individuals spent 100% time out of the urban area.

Incidents

- The troop spent the majority of its time above Buitenverwachting occasionally moving up to the higher levels of Upper Tokai.
- The troop raided crops on the wine farms mostly during the late afternoon and evening.

REGIONAL SUMMARY:

Births and Deaths

- One new-born was reported in CT1 on 7 March. Three new infants were identified in CT2 on 6 March.
- A blind female from the Zwaanswyk Troop was euthanased 1 March, for humane reasons. One dead infant was found in the CT1 Troop on 15 March, the cause of death is unknown.

Recommendations

- The **electrified perimeter fence** at the **Tokai Picnic Site** should be **upgraded and maintained** on a regular basis, to prevent baboons from entering the picnic site and raiding picnickers.
- Regular **maintenance and upgrades** to **electrified perimeter fences** on **wine estates** could reduce baboon incursions on wine farms. Regular trimming and removal of overhanging trees and closing of excavations would also reduce baboon access to farms.
- Measures such as the **baboon-proofing** of **private** and **staff houses** on **wine estates** in the range of the northern troops will aid in a reduction of baboon attractions and lead to reduced raiding.
- **Regular fence inspection** along the **Zwaanswyk fence** would aid in identifying areas where baboons can gain entry as soon as possible.
- The **Cape Academy** should implement practical **recommendations** made by HWS for **baboon-proofing** to mitigate future baboon raids.
- **Telephone poles** inside **Steenberg Wine Estate** should be **baboon-proofed** to prevent baboons utilising these poles to to gain entry into Zwaanswyk residential area.

C. GENERAL COMMENTS ON ALL BABOON TROOPS

1. POPULATION DATA

During March 2018, there were seven births and two deaths in the managed population. The managed population has therefore increased by five, taking the total to 454 individuals. There were three births in the south this month and four births and two deaths in the north.

TROOP	Total December Populations						MARCH 2018			Total Births 2018	Total Deaths 2018	Emigration/ Immigration 2018	TOTAL CURRENT POPULATION
	2012	2013	2014	2015	2016	2017	Births	Deaths	Emigration / Immigration				
Da Gama Troop	54	45	43	49	55	55	2	0		6	2		59
Smitswinkel Bay	23	21	22	23	33	33	0	0		0	0		33
Waterfall	28	30	30	32	37	38	1	0		1	0		39
Groot Olifantsbos	19	13	17	16	22	25	0	0		0	0		25
Misty Cliffs	18	16	14	11	0	0	0	0		0	0		0
Slangkop	33	32	36	41	40	42	0	0		0	0		42
SUB TOTAL	175	157	162	172	187	193	3	0		7	2		198
Zwaanswyk	25	26	28	30	29	25	0	1		1	3	1	24
Tokai	61	65	72	62	67	71	0	0		2	0	-1	72
Mountain	33	44	48	49	52	64	0	0		2	1	1	66
Constantia 1 & 2	60	63	70	77	84	93	4	1		5	3	-1	94
SUB TOTAL	179	198	218	218	232	253	4	2		10	7		256
TOTAL	354	355	380	390	419	446	7	2		17	9		454

Table 1: Population data for the eleven managed troops on the Cape Peninsula (February 2018).

Deaths	2012*	2013	2014	2015	2016	2017	MAR 2018	2018 to Date	TOTAL
Management	17	16	8	7	7	12	0	1	68
Human Induced (HID)	8	7	10	24	7	6	0	1	63
Direct **	8	6	6	8	4	3	0	1	36
Indirect ***	0	1	4	16	3	3	0	0	27
Natural	7	30	19	20	16	28	1	2	122
Unknown	1	3	0	4	7	13	1	5	33
TOTAL	33	56	37	55	37	59	2	9	286

Table 2: Causes of baboon deaths since 2012 (*Data collected during the first half of 2012 provided by Baboon Research Unit, UCT); **Deaths caused directly by humans such as motor vehicle accidents, shooting, poisoning and dogs. ***Deaths caused indirectly by humans such as electrocutions and human related fires.

2. HOTLINE DATA

This month, there were 88 raid-related hotline calls in managed areas. This is a decrease of 9 calls from last month (February 2018). The most noticeable increase in calls came from Scarborough. This can be attributed to the increase in time in town for the three GOB individuals. There was a decrease in calls from Capri, Tokai, Simon’s Town and Zwaanswyk.

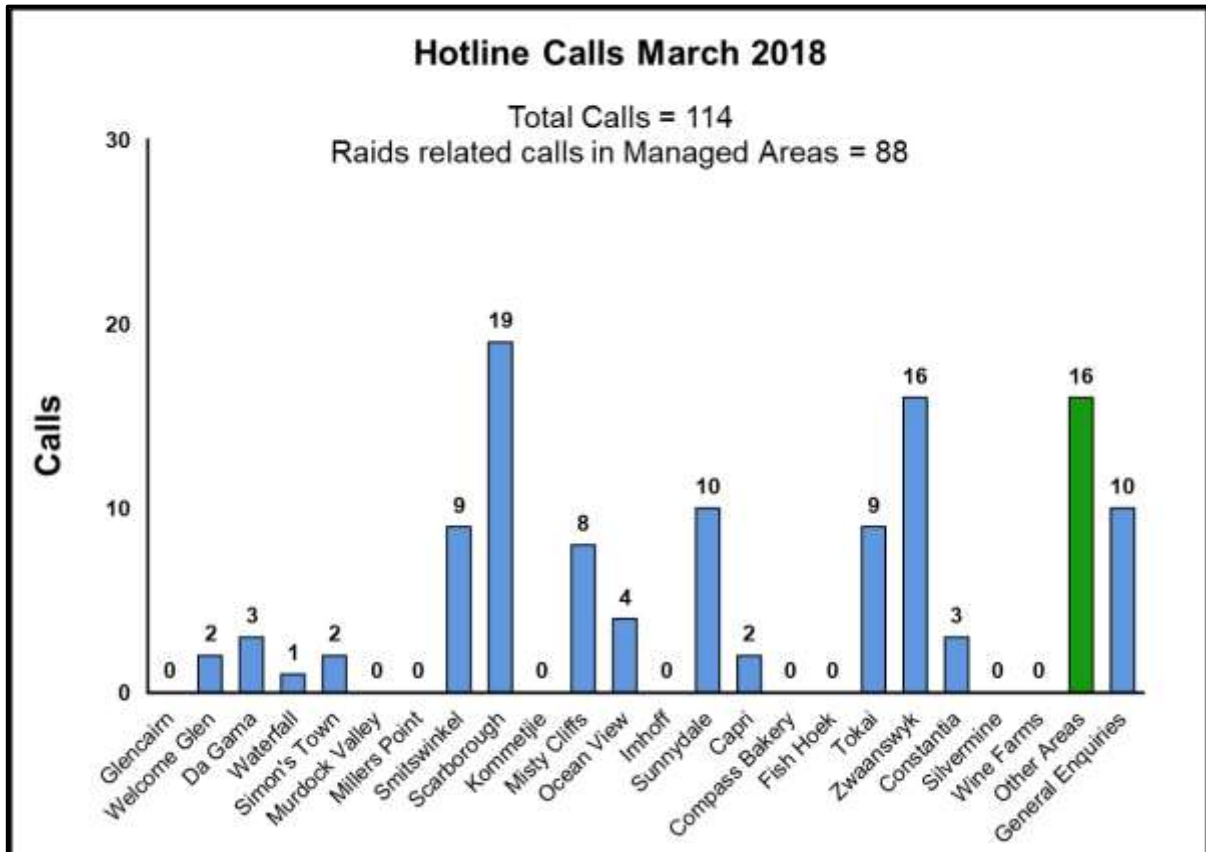


Figure 17: Hotline calls summary per urban area for March 2018.

3. PERCENTAGE TIME OUT OF TOWN

The percentage of time that the troops spent out of town, once again, remained high this month at 99,9%. Only the CT1 Troop spent more than an hour in town (68 minutes). Individuals averaged 93.5% of their time out of town. Only individuals from the GOB, Da Gama and Zwaanswyk Troops spent more than 5% of their time in town this month.




Figure 18: Composition of raid-related hotline calls during March 2018. Raid related hotline calls are calls reporting managed baboons in urban areas. Managed Areas are those areas in which managed baboon troops raid. Other Areas represent those areas beyond the urban edge or the range of managed baboons.

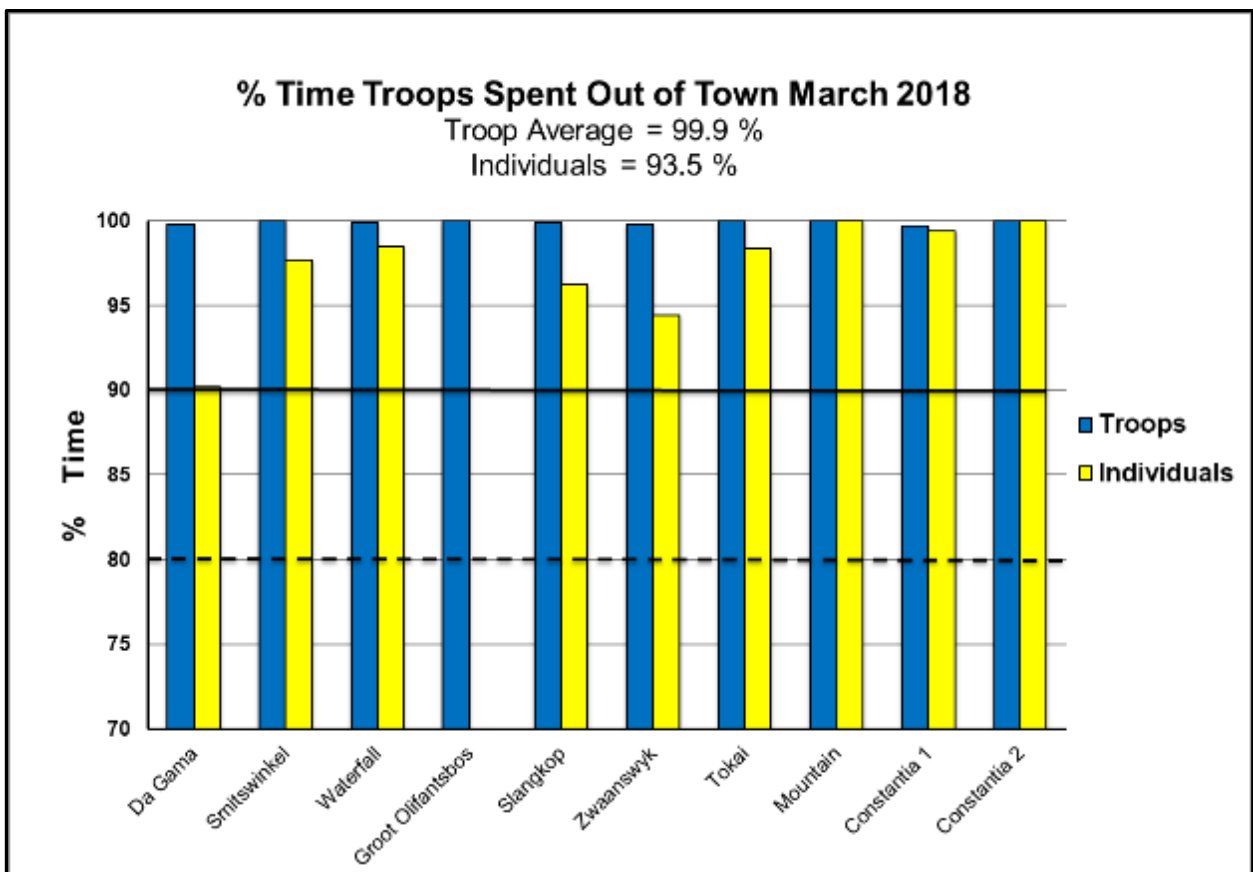


Figure 19: Percentage time troops spent out of town (March 2018). The solid line indicates the City of Cape Town’s 2014 contract requirement and the broken line indicates the 2012 contract requirement.

D. CONCLUSION

It is pleasing to note, that despite it being the end of a hot dry season, the managed baboon troops spent 99.9% of their time out of town. This shows that even though Cape Town is experiencing a drought, the baboons are still able to find sufficient food and water in the fynbos. Given this, it is perhaps surprising that there were still 88 raid related hotline calls in managed areas. It is worth noting that the majority of these were from Scarborough, where the three GOB Troop individuals still raid on their own, and Zwaanswyk. There are three problematic raiding baboons in the Tokai Troop. Interestingly, one of them is an adult female who seems to be taking the other males on raids, particularly to the SANParks' picnic site.

Dr Phil Richardson

HUMAN WILDLIFE SOLUTIONS (PTY) LTD